

The effectiveness of vitamin D supplementation in reducing depressive symptoms: a systematic review and meta-analysis of Randomized Controlled Trials (RCTs)

Article

Published Version

Creative Commons: Attribution-Noncommercial 4.0

Open Access

Albuloshi, T., Dimala, C. A., Kuhnle, G. G. C. ORCID logo ORCID: <https://orcid.org/0000-0002-8081-8931>, Bouhaimed, M., Dodd, G. F. and Spencer, J. P. E. (2022) The effectiveness of vitamin D supplementation in reducing depressive symptoms: a systematic review and meta-analysis of Randomized Controlled Trials (RCTs). *Nutrition and Healthy Aging*, 6 (4). pp. 301-318. ISSN 2451-9502 doi: <https://doi.org/10.3233/nha-200094> Available at <https://centaur.reading.ac.uk/104829/>

It is advisable to refer to the publisher's version if you intend to cite from the work. See [Guidance on citing](#).

To link to this article DOI: <http://dx.doi.org/10.3233/nha-200094>

Publisher: IOS Press

including copyright law. Copyright and IPR is retained by the creators or other copyright holders. Terms and conditions for use of this material are defined in the [End User Agreement](#).

www.reading.ac.uk/centaur

CentAUR

Central Archive at the University of Reading

Reading's research outputs online

The effectiveness of vitamin D supplementation in reducing depressive symptoms: A systematic review and meta-analysis of Randomized Controlled Trials (RCTs)

T. Albuloshi^{a,*}, C.A. Dimala^b, G.G.C. Kuhnle^a, M. Bouhaimed^c, G.F. Dodd^{a,d} and J.P.E. Spencer^{a,*}

^a*School of Chemistry, Food and Pharmacy, University of Reading, Reading, UK*

^b*Faculty of Epidemiology and Population Health, London School of Hygiene and Tropical Medicine, London, UK*

^c*Department of Community Medicine and Behavioural Sciences, Faculty of Medicine, Kuwait University, Kuwait*

^d*Department of Psychology, School of Psychology and Clinical Language Sciences, University of Reading, Berkshire, UK*

Received 9 June 2020

Accepted 23 February 2022

Pre-press 5 March 2022

Published 13 April 2022

Abstract.

BACKGROUND: Depression is a widespread, global problem, increasingly linked with vitamin D deficiency in the literature. However, a knowledge gap persists regarding the relationship between depressive symptoms and vitamin D intake.

OBJECTIVE: To determine the association between vitamin D supplementation and depressive symptoms in adults (aged 18+ years).

METHODS: This study consists of a systematic review and meta-analysis of randomized controlled trials (RCTs), published before January 2019. Pooled summary estimates and between-study heterogeneity were examined.

RESULTS: Ten RCTs (total participants = 3336; median duration = 12 months) were included. An association was found between high vitamin D supplementation (≥ 4000 IU) and reduced depressive symptoms, but not in the case of lower levels of vitamin D supplementation (< 4000 IU). Neither baseline serum vitamin D before supplementation, nor the depression-scoring scales used affected this association. The overall quality of evidence was graded as ‘moderate’.

CONCLUSIONS: Vitamin D supplementation at greater than 4000 IU was observed to have a positive effect on depressive symptoms. Future efforts could focus on obtaining higher-quality evidence with standardized RCT methodologies to confirm this association.

Keywords: Depression, vitamin D, randomized controlled trial, systematic review

1. Introduction

Globally, depression is the most common mental health disorder in the general population [1]. Around 350 million people worldwide suffer from depression [2], making it the third most common contributor to illness; currently predicted to become the most common contributor to illness by 2030 [3], with suicide

*Corresponding authors: J.P.E. Spencer and T. Albuloshi, School of Chemistry, Food and Pharmacy, University of Reading, Reading, RG6 6AP, UK. E-mail: j.p.e.spencer@reading.ac.uk. (J.P.E. Spencer), E-mail: t.albuloshi@pgr.reading.ac.uk. (T. Albuloshi)

or self-harm anticipated to increase mortality [4]. Various nutritional factors, including dietary intake of zinc, calcium, iron, chromium, B12, magnesium, folate, D-serine [5], and omega-3 PUFAs [6], are posited to offer some protection against depression by preventing its occurrence or reducing its severity. These nutritional factors are believed to achieve this by regulating specific receptors or signaling pathways in the brain that are associated with depression [5, 7]. In recent years, there has also been an interest in vitamin D (a fat-soluble steroid prohormone, formed when the skin is exposed to sunlight/ultraviolet-B radiation) and its role in reducing depression [8, 9].

Around 14% of the world's total population is estimated to be deficient in vitamin D [10], due to a lack of (or reduced exposure to) sunlight, a sedentary lifestyle with little time spent outdoors, or low dietary intake [11, 12]. Although it is not fully understood how vitamin D regulates depressive symptoms, it is known that it crosses the blood-brain barrier [13, 14], and some vitamin D receptors in the brain (the limbic system, cerebellum, cortex) are known to be involved in the control of human emotion and behaviour. It has been observed that the vitamin D receptors in these regions of the brain affect serotonin and dopamine synthesis, this being important for regulation of depressive symptoms [13, 15].

Several observational studies suggest an association between vitamin D deficiency and increased incidence [16], prevalence [17], and severity [18, 19] of depression and mood disorders. However, it is still not clear if supplementing individuals with vitamin D will reduce such depressive symptoms. Several randomized controlled trials (RCTs) have produced mixed outcomes regarding the effect of vitamin D supplementation on depressive symptoms, with some RCTs reporting a reduction in these symptoms [20–22] and others contradicting these reports [23, 24]. As such, it is still unclear whether vitamin D supplementation is effective for the management of depressive symptoms [25, 26]. Consequently, the aim of this systematic review and meta-analysis is to determine whether there is an association between vitamin D supplementation and depressive symptoms in adults aged 18 or over. This will be attempted by synthesizing evidence from published RCTs. It includes subgroup analyses by vitamin D supplement dosage (<or \geq 4000 IU), baseline vitamin D levels, and the application of different depression scales.

2. Materials and methods

This is a systematic review and meta-analysis of studies published in English and assessing the effect of vitamin D supplementation on depressive symptoms.

2.1. Search strategy and study selection criteria

The comprehensive search strategy adopted in this study is presented in Supplementary Table 1. Briefly, combinations of the following keywords were entered into the search engines of various electronic databases (PubMed, Medline, the Cochrane Library, Ovid, and the Science Direct Database) to identify eligible studies: “Adult”, “Adult*”, “Young*”, “Old adult”, “Geriatric”, “Elderly”, “Depression”, “Depression*”, “Depress*”, “Mood Disorder*”, “Dysthymi*”, “Depression symptoms”, “Adjustment Disorder*”, “Affective Symptoms”, “Vitamin D supplement”, “vitamin D”, “vitamin D2”, “vitamin D3*”, “1-alpha-hydroxy-vitamin D3”, “1,25 dihydroxyvitamin D3”, “1,25-dihydroxycholecalciferol”, “clinical trial*”, “trial”, “intervention”, “RCT”, and “randomized controlled trials”.

The articles retrieved through these searches were assessed against set eligibility criteria for inclusion in this current review. The following study selection criteria were applied:

2.2. Inclusion criteria

Population: Adults aged 18 years or above. **Intervention:** Vitamin D (25-hydroxyvitamin D) supplementation in various doses and via various administration routes (oral and parenteral). **Comparison:** Controls (participants to whom vitamin D supplementation was not administered but where a placebo, identical in size, shape, and smell to the vitamin D supplementation, had been administered). **Outcome:** Level of depressive symptoms, as per various assessment scales for measuring depressive symptoms reported in the respective studies.

2.3. Exclusion criteria

Population: Participants with co-morbidities that affect calcium and vitamin D metabolism or absorption, such as hyperparathyroidism, cancers, liver and kidney diseases, and inflammatory bowel disease. **Intervention:** Cases receiving, in addition to

vitamin D, other interventions such as phototherapy, anti-depressant medications, or medications or supplements which affect depressive symptoms that are not fully known, including vitamin C, iron, lycopene; astaxanthin, citrus bioflavonoid, and hormone therapy. **Comparison:** Controls receiving other supplements that could affect depressive symptoms, aside from the placebo. **Outcome:** Studies that do not report depressive symptoms using standardized assessment scales, and studies that do not report mean depression scores before and after vitamin D supplementation, from which a pooled standardized mean difference (SMD) can be derived through meta-analysis (Supplementary Table 2).

The trials included in this study are summarized in Tables 1 and 2, while the excluded studies, along with the reasons for their exclusion, are presented in Supplementary Table 3.

2.4. Data extraction

Two independent reviewers extracted the following data from the included studies: name of first author, year of publication, study design, and participants' characteristics (age, gender, sample size, symptoms of depression, study area, baseline serum 25-hydroxy vitamin D (25[OH]D) outcome measures: mean depression scores before and after vitamin D supplementation). Details of the intervention and control groups were also extracted.

2.5. Data analysis

To compute the meta-analysis, STATA 14 statistical software was used. First, the difference in mean depression scores was obtained for both the intervention and control groups. This took place by subtracting the mean depression scores from the baseline mean depression scores, after vitamin D supplementation. The difference in means (SMD) between the intervention and control groups, as well as the pooled summary estimates, were obtained using random effect models. Sub-group meta-analyses were conducted (meta-regression) according to vitamin D supplement dosage (below and above 4000 IU, this being the Institute of Medicine's upper limit for cholecalciferol [27], baseline vitamin D levels, and the various depression scales used to assess depressive symptoms. Between-study heterogeneity was also reported, together with the I-squared. Finally, a funnel plot was generated

to assess publication bias, while Begg's and Egger's Tests were conducted to assess for statistical evidence of publication bias.

2.6. Risk of Bias in the included studies and quality assessment

Risk of bias was assessed by two independent authors, using the Risk of Bias Assessment Tool, as per Cochrane's Handbook for Systematic Reviews of Interventions (Chapter 8) [28] and graded as 'Low', 'High' or 'Unclear', with the latter group indicating a lack of information or uncertainty over the potential for bias (Table 3). The grading of recommendations assessment, development, and evaluation (GRADE) approach was adopted to assess the quality of the evidence, with respect to each outcome measure [29]. The overall quality of evidence was graded as 'High', 'Moderate', 'Low' or 'Very low' [30, 31](Table 4).

3. Results

3.1. Search outcomes

The electronic database search returned 1226 trials, with 780 records remaining after duplicates were removed. Once the trials that did not conform to the inclusion criteria were removed, 104 studies remained. Of these, 50 studies were excluded (see Supplementary Table 3 for a list of excluded studies with the reasons for their exclusion), and 54 trials were assessed for eligibility. A further 44 full-text articles were excluded (Supplementary Tables 2 and 3). The main reasons why studies were excluded consisted of the population or sample size (for example, small sample sizes, child and adolescent populations, participants diagnosed with or being treated for depression or other psychiatric issues, and participants with other health issues potentially impacting vitamin D), the study design or intervention (for example, non-randomized trials, vitamin D supplements combined with other supplements or medications, participants not taking vitamin D supplements, and the absence of a control group), and outcome (for example, the outcome of interest did not consist of depressive symptoms, a depression scale was not used). Once the full-text articles had been read, 10 trials were found to meet the inclusion criteria for this meta-analysis, as illustrated in the PRISMA flowchart (Fig. 1).

Table 1
 Characteristics of the ($n = 10$) included studies – study populations, sample sizes (number of interventions vs. control groups)

First Author	Place	Population	Baseline Depression	Type of RCT	Sample Size (Intervention vs Control)	Sample Size (Male vs Female)	Mean and Age Range
Omidian, et al. [13] 2019	Iran	Patients with T2DM and mild to moderate depressive symptoms.	Mean scores indicate mild depression	Randomized double-blind	Total: 66 C: 32 I: 34	M: 39 F: 27	49–51 years
Choukri, et al. [25] 2018	New Zealand	Healthy premenopausal women	Mean scores below cut-off for risk of depression	Randomized double-blind	Total: 152 I: 76 C: 76	F: 152	18–40 years
Gugger, et al. [26] 2019	Switzerland	Community-dwelling adults aged 70 years and over with a prior fall	8.5% of participants were at risk of depression	Randomized double-blind	Total: 134 I: 67 C: 67	M: 66 F: 134	70 years and older
Arvold, et al. [32] 2009	USA	Adult primary care patients with mild to moderate vitamin D deficiency	Mean scores indicate some impairment	Randomized double-blind	Total: 90 I: 48 C: 42	M: 266 F: 333	58.6 years
Zheng, et al. [34] 2018	Australia	Participants with symptomatic knee and vitamin D deficiency	25.4% of participants had mild or more severe depression	Randomized double-blind	Total: 340 I: 181 C: 159	M: 193 F: 220	63 years
Bertone-Johnson, et al. [33] 2012	USA	Postmenopausal women aged 50–79 years	9.4% (treatment) and 9.9% (placebo) of participants experienced symptoms consistent with depressive disorders	Randomized double-blind	Total: 2252 I: 1109 C: 1143	F: 2252	50–79 years
Fazelian, et al. [35] 2019	Iran	Women with type 2 diabetes (T2DM) and vitamin D deficiency	Mean scores indicate mild depression	Randomized double-blind	Total: 51 I: 25 C: 26	F: 51	43–47 years
Frandsen, et al. [36] 2014	Denmark	Healthcare professionals employed in psychiatric and somatic hospitals, where the participants were suffering from moderate seasonality with SAD symptoms	Mean scores below cut of for current winter depression [50]	Randomized double-blind	Total: 43 I: 22 C: 21	M: 11 F: 32	44.2 years
Dean, et al. [37] 2011	Australia	Healthy young adults	Mean scores considered normal/ minimal depression	Randomized double-blind	Total: 128 I: 63 C: 65	M: 55 F: 73	21–45 years
Mozaffari-Khosravi, et al. [38] 2013	Iran	Patients with vitamin D deficiency who scored higher than 17 in the Beck Depression Inventory (BDI)	Mean scores indicate moderate depression	Non-blinded	Total: 80 I: 40 C: 40	NC (Not Clear)	33 years

Table 2

First author, intervention, comparator, depression outcome measures, outcomes, duration of trials, SMD [95% conf. interval] of the studies according to vitamin D dosage and *p*-value

First author	Objective	Intervention	Comparator	Outcome Measure	Outcome	Duration of Trial (in Months)	SMD [95% CI]	<i>P</i> -value
Omidian [13] 2019	To examine the effects of vitamin D monotherapy on depressive symptoms	Vitamin D (4000 IU)	Placebo	Beck Depression Inventory-II (BDI-II-PERSIAN)	Beneficial	3 months	0.253 (−0.232, 0.738)	<i>P</i> < 0.05
Choukri [25] 2018	To test the effects of vitamin D supplementation on depression, anxiety, and negative/positive mood	Vitamin D3 (50,000 IU)	Placebo	CES-D	Non-significant	6 months	0.054 (−0.264, 0.372)	<i>P</i> > 0.05
Gugger [26] 2019	To test the effect of monthly high-dose vitamin D supplementation on mental health in older adults	Vitamin D3 (60,000 IU)	24000 IU vitamin D3	GDS-15	Non-significant	12 months	−0.037 (−0.376, 0.301)	<i>P</i> > 0.05
Arvold [32] 2009	To examine the association of vitamin D deficiency symptoms with depression in response to cholecalciferol treatment	Vitamin D3 (50,000 IU)	Placebo	Self-reported symptoms (depressed mood)	Non-significant	12 months	0.220 (−0.195, 0.636)	<i>P</i> > 0.05
Arvold [32] 2009	To examine the association of vitamin D deficiency symptoms with depression in response to cholecalciferol treatment	Vitamin D3 (50,000 IU)	Placebo	(FIQ)	Beneficial	12 months	0.144 (−0.270, 0.559)	<i>P</i> < 0.05
Dean [37] 2011	To assess whether vitamin D supplementation leads to improved cognitive flexibility, psychotic-like experiences, proneness to hallucination, and emotional states of depression, anxiety, and anger.	Vitamin D3 (5000 IU)	Placebo	State-Trait Anxiety Inventory, State-Trait Anger Expression Inventory, Beck Depression Inventory (BDI)	Non-significant	1.5 months	State of Anxiety 0.165 (−0.182, 0.512), State of Anger 0.283 (−0.065, 0.631), (BDI) 0.073 (−0.273, 0.420)	<i>P</i> > 0.05
Fazelian [35] 2019	To determine the effect of vitamin D supplementation on anxiety, depression, and inflammation in diabetic women with anxiety	Vitamin D3 (50,000 IU)	Placebo	Depression, Anxiety and Stress Scales (DASS-21)	Beneficial	4 months	0.000 (−0.549, 0.549)	<i>P</i> < 0.05

(Continued)

Table 2
(Continued)

First author	Objective	Intervention	Comparator	Outcome Measure	Outcome	Duration of Trial (in Months)	SMD [95% CI]	P-value
Frandsen [36] 2014	To examine whether vitamin D supplementation reduces SAD symptoms among indoor workers who have experienced winter depressive symptoms in the past	Vitamin D (70 µg) 2800 IU	Placebo	Hamilton Depression Rating Scale, Seasonal Affective Disorders (SIGH-SAD), (WHO-5)	Non-significant	3 months	-0.054 (-0.652, 0.544)	P > 0.05
Zheng [34] 2018	To determine the effect of vitamin D supplementation on depressive symptoms in patients with knee osteoarthritis and vitamin D deficiency	Vitamin D3 (50,000 IU)	Placebo	PHQ-9	Beneficial	24 months	0.129 (-0.084, 0.342)	P < 0.05
Mozaffari-Khosravi [38] 2013	To examine the positive effect of vitamin D injections on depression in depressed patients with vitamin D deficiency	Vitamin D3 (300,000 IU)	Placebo	Beck Depression Inventory II (BDI)	Beneficial	12 months	-0.223 (-0.662, 0.217)	P < 0.05
Mozaffari-Khosravi [38] 2013	To examine the effect of vitamin D injections on improving depression in depressed patients with vitamin D deficiency	Vitamin D3 (150,000 IU)	Placebo	Beck Depression Inventory II (BDI)	Non-significant	12 months	0.418 (-0.025, 0.861)	P > 0.05
Bertone-Johnson, et al. [33] 2012	To evaluate the association between vitamin D (+ calcium) supplementation on occurrence of depression and antidepressant use	Vitamin D3 (400 IU) and (1,000 mg) calcium	Placebo	Burnam 8-item Scale for depressive disorders	Non-significant	24 months	0.016 (-0.067, 0.098)	P > 0.05

Table 3
Risk of biased assessment in the included trials (n = 10)

Study	Random Sequence Generation (Selection Bias)	Allocation Concealment (Selection Bias)	Blinding of Participants and Personnel (Performance Bias)	Blinding of Outcome Assessment (Detection Bias; Patient-reported Outcomes)	Blinding of Outcome Assessment (Detection Bias; All-cause Mortality)	Incomplete Outcome Data Addressed (Attrition Bias; Short-term – 2–6 Weeks)	Incomplete Outcome Data Addressed (Attrition Bias; Long-term –>6 Weeks)	Selective Reporting (Reporting Bias)
Omidian, et al. [13] 2019	Yes (low risk)	Yes (low risk)	Yes (low risk)	Yes (low risk)	Yes (low risk)	Yes (low risk)	Yes (low risk)	No (low risk)
Choukri, et al. [25] 2018	Unclear risk	Unclear risk	Yes (low risk)	No (high risk)	No (high risk)	Unclear risk	Unclear risk	Unclear risk
Gugger [26] 2019	Yes (low risk)	Yes (low risk)	Yes (low risk)	Yes (low risk)	Yes (low risk)	Yes (low risk)	Yes (low risk)	No (low risk)
Arvold, et al. [32] 2009	Yes (low risk)	Yes (low risk)	Yes (low risk)	Yes (low risk)	Yes (low risk)	Yes (low risk)	Yes (low risk)	No (low risk)
Dean, et al. [37] 2011	Yes (low risk)	Yes (low risk)	Yes (low risk)	Yes (low risk)	Yes (low risk)	Yes (low risk)	Yes (low risk)	No (low risk)
Fazelian, et al. [35] 2019	Yes (low risk)	No (high risk)	Yes (low risk)	Yes (low risk)	Yes (low risk)	Yes (low risk)	Yes (low risk)	No (low risk)
Frandsen, et al. [36] 2014	Yes (low risk)	Yes (low risk)	Yes (low risk)	Yes (low risk)	Yes (low risk)	Yes (low risk)	Yes (low risk)	No (low risk)
Zheng, et al. [34] 2018	Yes (low risk)	Yes (low risk)	Yes (low risk)	Yes (low risk)	Yes (low risk)	Yes (low risk)	Yes (low risk)	No (low risk)
Mozaffari-Khosravi, et al. [38] 2013	No (high risk)	No (high risk)	No (high risk)	No (high risk)	No (high risk)	No (high risk)	No (high risk)	Yes (high risk)
Bertone-Johnson, et al. [33] 2012	Yes (low risk)	No (high risk)	Unclear	yes (low risk)	Yes (low risk)	Yes (low risk)	Yes (low risk)	No (low risk)

Table 4
GRADE evidence profile for the association of vitamin D supplementation with depression

Quality Assessment of Evidence on Measured Outcome						Summary of Findings	
Studies (Design) (Participants)	Limitation ¹	Inconsistency ²	Indirectness ³	Imprecision ⁴	Publication Bias ⁵	SMD of Depression Score Outcomes	
						Pooled SMD Comparing Intervention to Control	Overall Quality
Depression Score							
10 (RCTs) (3336)	Very serious limitations	No inconsistency	No serious indirectness	Serious imprecision	Undetected	0.06 (−0.01 – 0.12)	⊕⊕⊕ Moderate

¹No adjustments for confounders in some studies and lack of generalizability of findings in several studies due to selected study populations. In addition, no blinding reported in a study. ²Significant heterogeneity and variability (I^2). ³Single study assessed was a secondary analysis in a study primarily assessing the effect of vitamin D in patients with osteoarthritis rather than depression. ⁴Most especially with the CI measures of the SMD across the studies. ⁵No statistical or graphical evidence of publication bias. SMD – Standard mean difference.

3.2. Characteristics of the selected studies

A total of 10 studies (9 double-blinded; 1 single-blinded) were included in the meta-analysis. The characteristics of the included trials are presented in Table 1. Together, these 10 RCTs consisted of 3336 participants (1673 controls versus 1663 cases). Vitamin D supplementation was administered orally in the double-blinded RCTs [13, 25, 26, 32–37] and intramuscularly in the single-blinded RCT [38]. The vitamin D supplementation dose ranged from 400 IU/d to 300,000 IU/d. As revealed by the funnel plot, there was no graphical evidence of publication bias, with all studies falling within the 95% confidence interval (CI). Likewise, the Begg's and Egger's Test results were negative for publication bias ($p=0.138$ and $p=0.373$, respectively) (Supplementary Figure 1).

3.3. Meta-analysis and meta-regression/ sub-group analyses

No statistically significant difference was identified between the pooled SMD for the intervention groups' mean depression scores, compared to the control groups (SMD=0.055, 95% CI: −0.008–0.117, $p=0.089$) (Fig. 2), and there was no between-study heterogeneity ($I^2=0\%$ and heterogeneity of $p=0.803$). A statistically significant SMD was found between the intervention and control groups' mean depression scores when studies were classified by vitamin D supplement dosage, with a statistically significant improvement in mean depression scores where doses of ≥ 4000 IU of vitamin D were administered (SMD: 0.116 [95% CI:

0.015–0.218], $p=0.024$, with I-squared=0% and $p=0.852$). However, this was not found in studies where vitamin D doses of <4000 IU were administered (SMD 0.016 [95%CI: −0.065–0.096], $p=0.702$, with, I-squared=0% and $p=0.702$) (Fig. 3).

Moreover, no statistically significant difference was observed between the intervention and control groups' mean depression scores when the studies were stratified according to baseline vitamin D levels (<50 and ≥ 50 nmol/L, pooled SMD: 0.038, $p=0.314$; pooled SMD: 0.09, $p=0.106$, respectively; I-squared=0%, $p=0.724$ and $p=0.664$, respectively) (Fig. 4). Likewise, no statistically significant SMDs were found between the intervention and control groups for any of the respective depression scoring systems, when studies were pooled according to the applied depression-scoring systems presented below: Beck Depression Inventory (BDI) (SMD: 0.121 [95%CI: −0.136–0.378], $p=0.356$); Burnam 8-item Scale (SMD: 0.016 [95%CI: −0.067–0.098], $p=0.712$); CES-D (SMD: 0.054 [95%CI: −0.264–0.372], $p=0.741$); Geriatric Depression Scale (SMD: −0.037 [95%CI: −0.376–0.301], $p=0.829$); Hamilton Depression Rating Scale (SMD: −0.054 [95%CI: −0.652–0.544], $p=0.860$); State-Trait Anxiety Inventory (SMD: 0.165 [95%CI: −0.182–0.512], $p=0.350$); State-Trait Anger Expression Inventory (SMD: 0.283 [95%CI: −0.065–0.631], $p=0.111$); Depression/anxiety (SMD: 0 [95%CI: −0.549–0.549], $p=1$); FIQ (SMD: 0.220 [95%CI: −0.195–0.636], $p=0.299$); Self-reported symptoms (SMD: 0.144 [95%CI: −0.270–0.559], $p=0.495$), and the Short Form Health Survey (SMD: 0.018 [95%CI: −0.321–0.357], $p=0.917$); PHQ-9 (SMD: 0.129 [95%CI: −0.084–0.342], $p=0.089$).

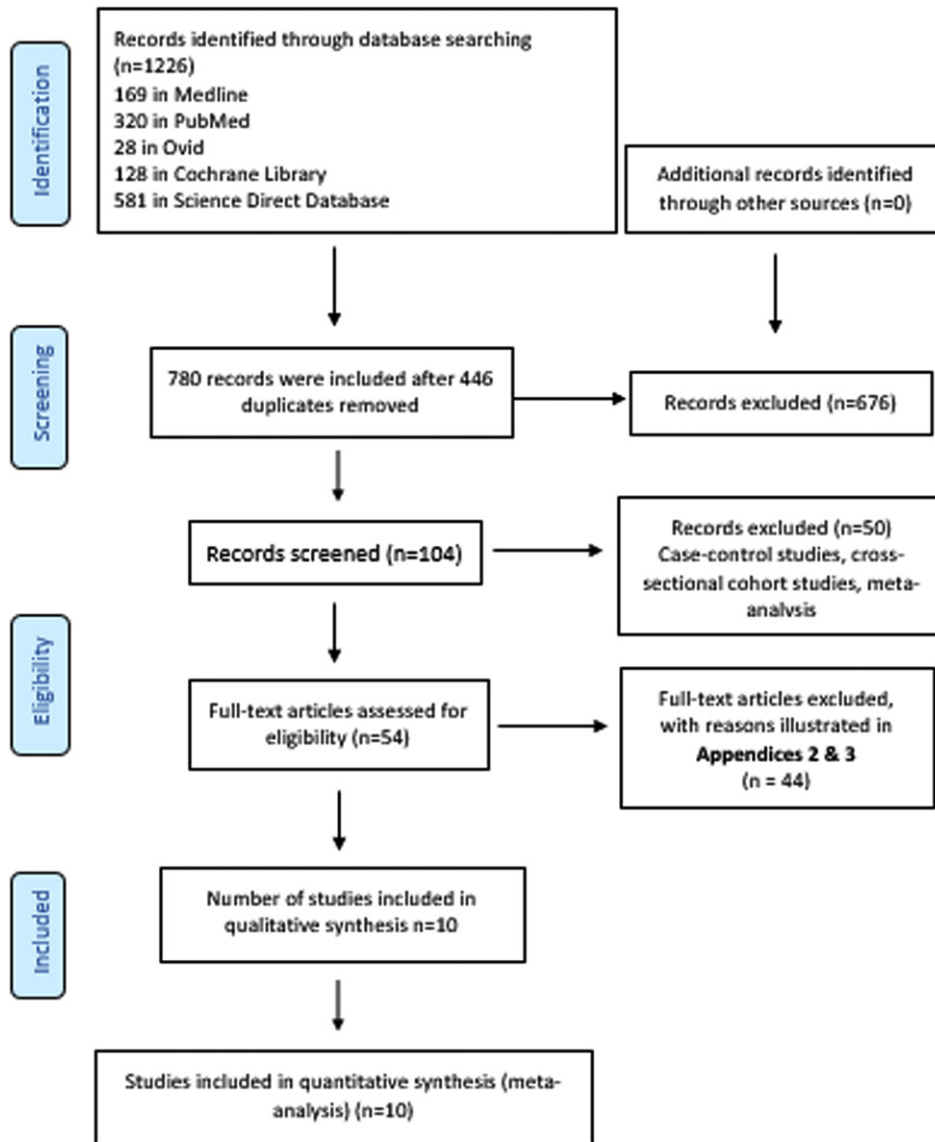


Fig. 1. Identification process for eligible trials according to the PRISMA flowchart [51].

The sub-group analysis demonstrated that different psychometric scales did not have a significant impact on the association between vitamin D supplementation and depressive symptoms (Fig. 5).

4. Discussion

This meta-analysis aimed to determine whether there is any association between vitamin D supplementation and depressive symptoms in adults aged 18 years or above. The subsequent findings show a significant reduction in depressive symp-

toms with vitamin D supplementation at daily doses of over 4000 IU, but not at doses below 4000 IU. In addition, no statistical association was reported between baseline serum vitamin D levels and any of the depression-scoring outcomes used. The overall quality of evidence for the association of vitamin D supplementation with depressive symptoms was graded as 'moderate'.

The present meta-analysis revealed a significant impact of vitamin D intake on depressive symptoms, but only when high doses (≥ 4000 IU) were administered. According to the Institute of Medicine, the upper safety limit for cholecalciferol is 4000 IU/day

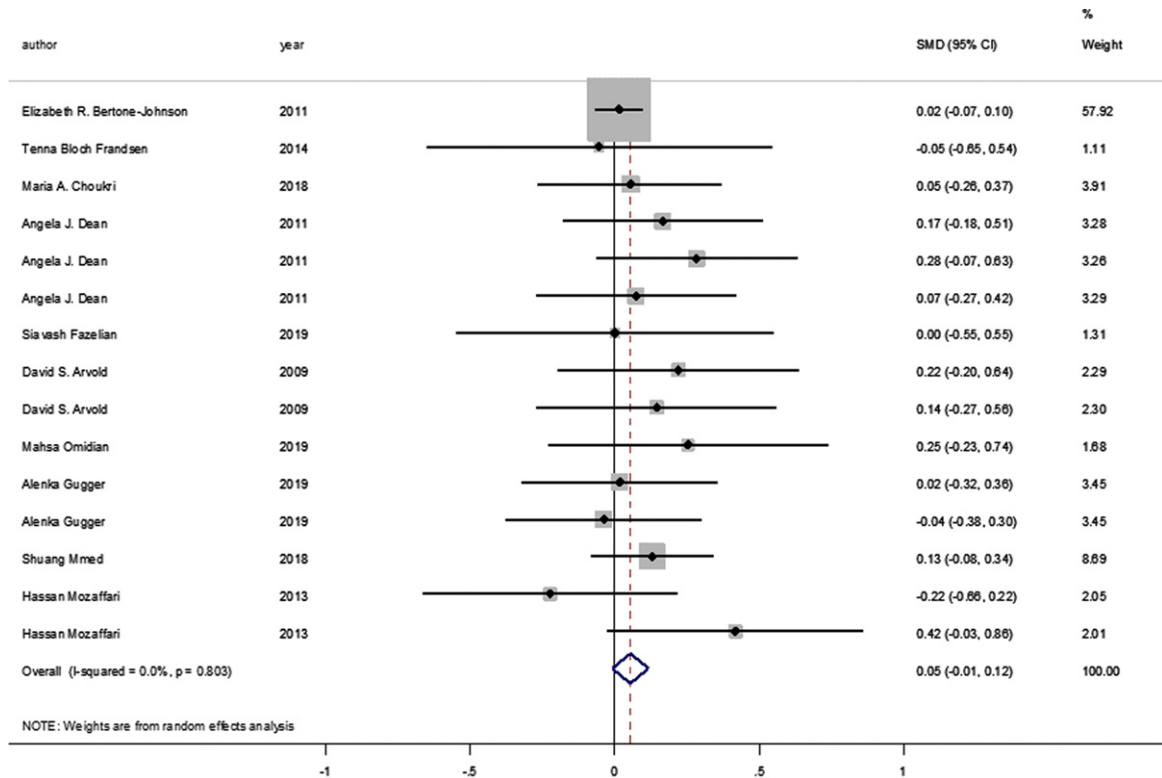


Fig. 2. Forest plot of studies comparing the impact of administering vitamin D and a placebo to participants for depressive symptoms. Summary estimates consist of the SMD for differences in mean depression scores obtained from the respective studies, before and after administering vitamin D treatment to the intervention group, compared to a control group. The solid line on the forest plot is the point of no effect (SMD = 0), and the dashed line represents the overall pooled estimate. The grey squares and horizontal lines represent the odds ratios for each study and their 95% CI. Meanwhile, the size of the grey square represents the weight contributed by each study in the meta-analysis, and the diamond represents the pooled SMD and its 95% CI.

[27]. The highest doses of vitamin D supplementation were administered in Mozaffari-Khosravi's trial, with vitamin D given in doses of 150,000 IU and 300,000 IU. The latter dose was found to have a beneficial effect on symptoms of depression. Likewise, an RCT conducted in 2019 to assess the impact of vitamin D supplementation at 300,000 IU on the Beck Depression Inventory (BDI) scores of 90 patients with mild to moderate ulcerative colitis [21] reported a statistically significant reduction in the participants' BDI scores after three months of vitamin D supplementation [21]. Significant improvements in depressive symptoms were also observed at doses of 50,000 IU per week for a total of eight weeks, as observed in Alavi's study on 78 elderly patients aged over 60 years and exhibiting moderate to severe depressive symptoms [39].

There are several proposed mechanisms through which vitamin D could improve mood changes. For example, one possible reason for the observed

benefits of vitamin D is that metabolites of vitamin D are capable of crossing the blood-brain barrier [40] and binding to vitamin D receptors (VDRs) in areas of the brain that are responsible for emotional processing and regulation, such as the hippocampus [39]. These receptors are clustered with the enzymes required for vitamin D hydroxylation [41] and are involved in mood disorders, serotonin synthesis, tryptophan hydroxylase gene regulation, and the production of proinflammatory cytokines that affect stress responses [41]. Vitamin D is also known to modulate the hypothalamic-pituitary-adrenal axis, which controls the production of dopamine, norepinephrine, and the monoamine neurotransmitter: epinephrine. Furthermore, vitamin D has been observed to prevent reductions in serotonin and dopamine in the adrenal cortex [42]. Therefore, vitamin D supplementation in appropriate doses may benefit patients with depressive symptoms [42, 43].

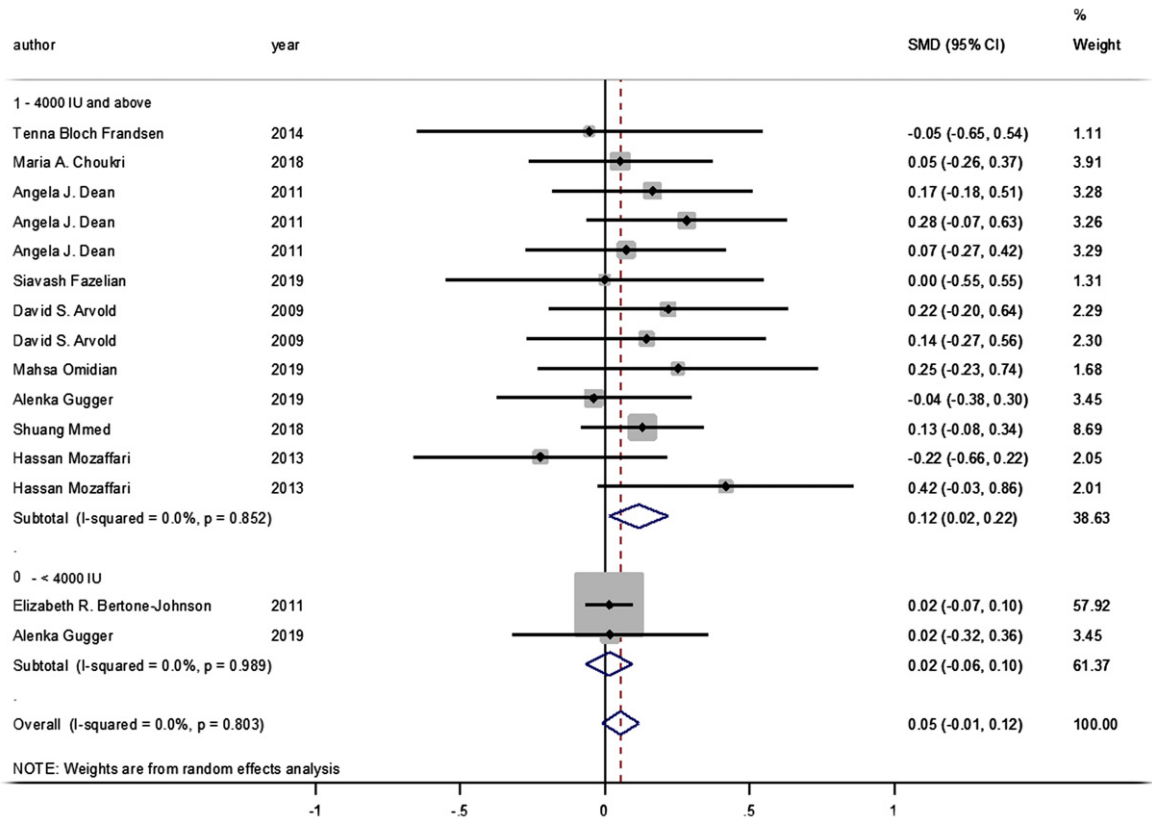


Fig. 3. Forest plot of studies comparing outcomes of administering vitamin D and a placebo for depression, according to vitamin D dosage (less than 4000 IU; 4000 IU or above). Summary estimates consist of the SMD for differences in mean depression scores obtained from the respective studies, before and after administering vitamin D treatment to the intervention group, compared to a control group. The solid line on the forest plot is the point of no effect (SMD=0), and the dashed line represents the overall pooled estimate. The grey squares and horizontal lines represent the odds ratios for each study and their 95% CI. Meanwhile, the size of the grey square represents the weight contributed by each study in the meta-analysis, and the diamond represents the pooled SMD and its 95% CI.

However, the results of the meta-analysis were not significant at doses of vitamin D < 4000 IU. The lowest vitamin D dosage was applied by Bertone-Johnson and colleagues [33], who administered it to half the members of a cohort of 2,252 older women, whereupon no association was observed between supplementation (400 IU/day of vitamin D3 over a 2-year period) and depressive symptoms [33]. Furthermore, there were no improvements in Geriatric Depression Scale (GDS) scores among African Americans or Caucasians, either based on serum 25OHD levels, or with increased doses of vitamin D [44]. The above authors interpreted the small and insignificant changes observed as potentially due to the relatively small sample size. As such, future studies investigating higher doses of vitamin D supplementation in larger sample sizes may be preferable for assessing the effectiveness of vitamin D as a nutrient in treating or preventing depression.

In the current study, the baseline serum vitamin D level before vitamin D supplementation was not found to influence the extent to which such supplementation could affect depressive symptoms. Six of the studies in this review [13, 26, 32, 34, 35, 38] included participants with sub-optimal baseline serum vitamin D levels (<50 nmol/L), while four studies included participants with optimal baseline serum vitamin D levels [25, 33, 36, 37]. To investigate the effectiveness of vitamin D supplementation for the treatment of depressive symptoms, future studies could initiate such interventions with participants suffering from both vitamin D deficiency (serum 25[OH]D < 10 ng/mL) and clinical depression [44].

However, it should be noted that there were differences in the methods used to measure vitamin D levels across the various studies, which may have impacted the accuracy of the plasma vitamin D measurements reported [45]. Therefore, it is challenging to compare

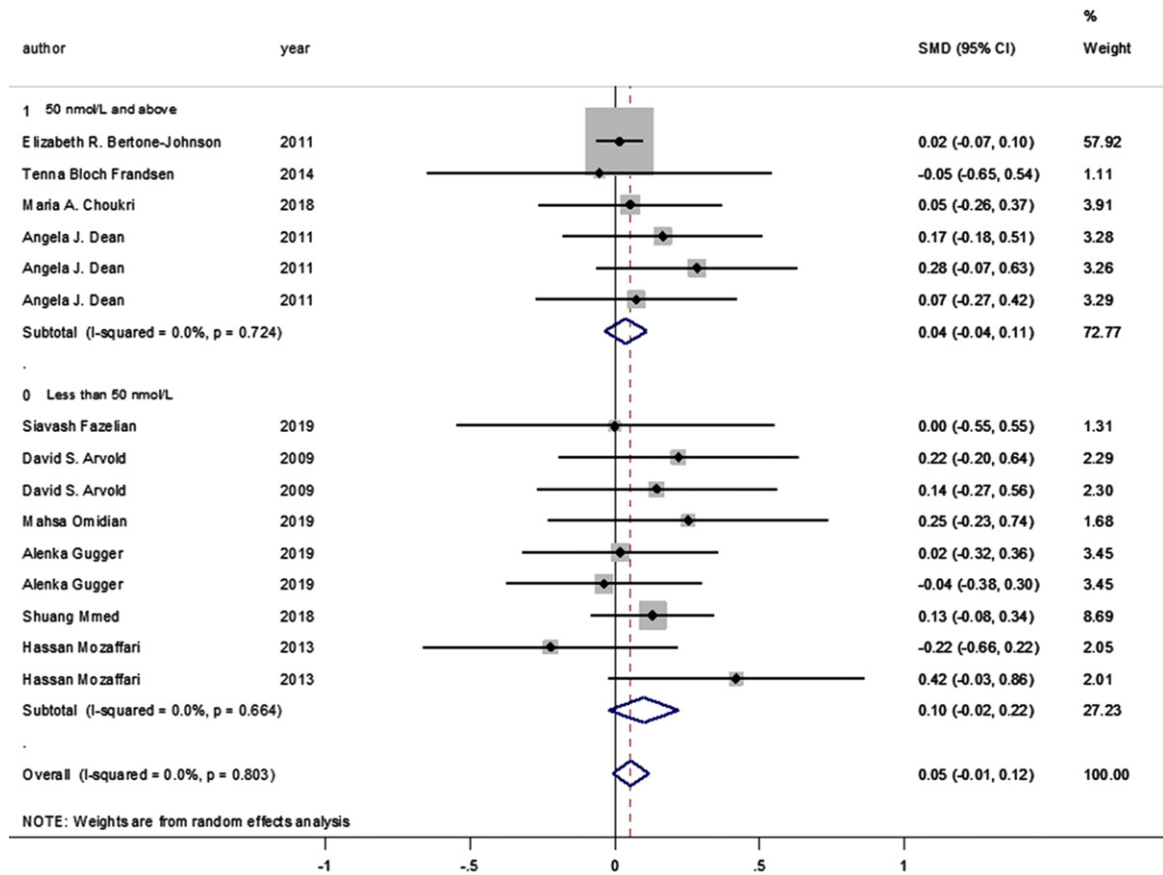


Fig. 4. Forest plot of studies comparing the outcomes of administering vitamin D and a placebo for depression to participants, according to baseline 25(OH)D levels (less than 50; 50 and above). Summary estimates consist of the SMD for differences in mean depression scores obtained from the respective studies, before and after administering vitamin D treatment to the intervention group, compared to the control group. The solid line on the forest plot is the point of no effect (SMD = 0), while the dashed line represents the overall pooled estimate. The grey squares and horizontal lines represent the odds ratios for each study and their 95% CI, whereas the size of the grey square represents the weight contributed by each study in the meta-analysis, and the diamond represents the pooled SMD and its 95% CI.

vitamin D levels across the selected studies. In five cases, different immunoassay methods were adopted [32, 34–36, 38], while liquid chromatography-mass spectrometry (LC-MS/MS) was implemented in three of the studies [25, 37]. Nevertheless, in two of the studies, there was no mention of the method of vitamin D measurement applied [26, 33]. Disagreement over different systems of vitamin D assay presents another challenge [45], since they produce widely varying results, making it difficult to compare the prevalence of vitamin D deficiency between nations [45]. One recent review of vitamin D assay methodologies found that LC-MS/MS enables more accurate medical assessment of vitamin D deficiency [44], and LC-MS/MS is considered as the gold standard of vitamin D testing, according to the Accuracy-

Based Vitamin D Survey 2016 [46], given that it measures all clinically relevant metabolites of vitamin D.

Furthermore, the reviewed RCTs failed to account for important confounders, such as the participants' dietary and lifestyle patterns. These confounders are known to have a significant influence on vitamin D metabolism, thereby potentially affecting overall response to vitamin D supplementation, and as a result, its effect on depressive symptoms [13, 26, 32, 34, 35, 38]. Other significant factors affecting vitamin D metabolism and supplementation are age and the co-morbidities that affect vitamin D and calcium metabolism. For instance, the relationship between depression and vitamin D deficiency has previously been investigated in a senior population [47]. In this

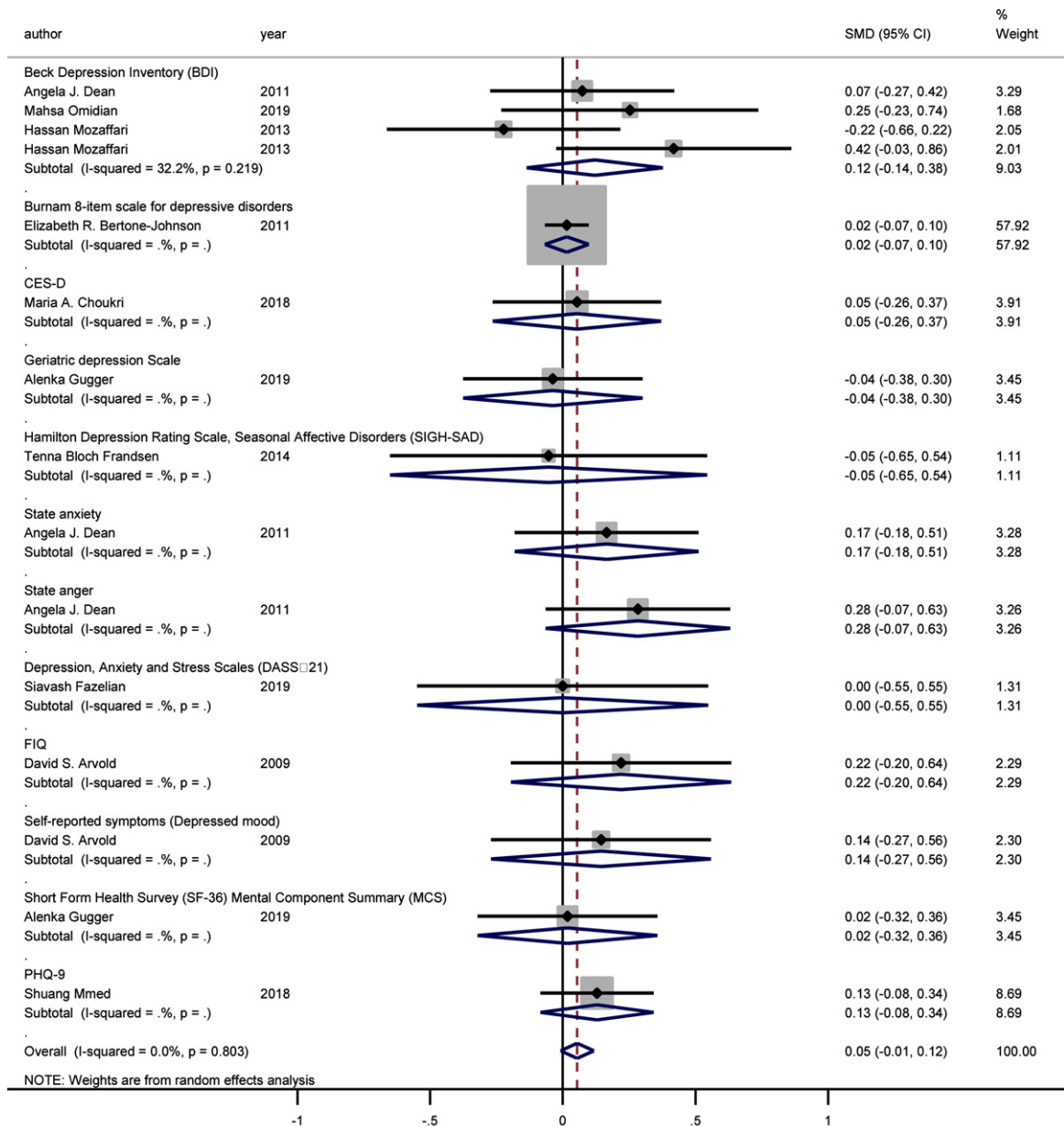


Fig. 5. Forest plot of studies comparing outcomes of administering vitamin D and a placebo for depression, according to the Depression Scale. Summary estimates consist of the SMD for differences in mean depression scores obtained from the respective studies, before and after administering vitamin D treatment to the intervention group, compared to a control group. The solid line on the forest plot is the point of no effect (SMD = 0), and the dashed line represents the overall pooled estimate. Meanwhile, the grey squares and horizontal lines represent the odds ratios for each study and their 95% CI, whereas the size of the grey square represents the weight contributed by each study in the meta-analysis, and the diamond represents the pooled SMD and its 95% CI.

current meta-analysis, only three such studies were included, because the trials conducted on elderly populations have been limited [33]. In the included studies, the age range was 50–79 years [26], 70 years and above, and a mean age of 63.2 years [34]. Another factor that could have affected the present study find-

ings consisted of the psychometric/depression scales that were used to assess depressive symptoms. It is essential to choose a suitable screening tool for measuring depression in older adults – the Geriatric Depression Scale-15 (GDS-15) being one of the most frequently used instruments [48, 49].

Appropriate and consistent methodologies are therefore required to design future research projects that will ensure accurate results; for example, a consensus on appropriate psychometric scales for the measurement of depressive symptoms would be beneficial in the context of supplementation studies, as would accurate evaluation of vitamin D levels to investigate the effectiveness of vitamin D supplementation (≥ 4000 IU) in the treatment of depressive symptoms.

5. Limitation and Strengths

A comprehensive search strategy was adopted in this review to identify all potentially eligible studies, and the sole inclusion of RCTs helped improve the overall quality of the studies and the evidence provided. Nevertheless, some limitations of this study include wide variation in the methodologies of the included studies, such as differences in depression-scoring systems and vitamin D assay methodologies, making between-study comparisons difficult. There were also many more studies that used high doses (≥ 4000 IU) ($n = 8$), compared to those that used low doses (< 4000 IU) ($n = 2$). As a result, the number of participants in the studies where low doses were used was much lower than in the studies with high doses. This may have contributed to the finding that doses of < 4000 IU were not statistically associated with an improvement in mean depression scores. Additionally, some studies specifically recruited participants who were already suffering with depressive symptoms, while other studies did not, or were looking only at future occurrence of depressive symptoms. Several studies also report different summary estimates/measures of effect, rendering the pooling of overall effect estimates challenging.

6. Conclusion and future direction

This review found a positive effect of high dose vitamin D supplementation (≥ 4000 IU daily) on depressive symptoms in adults aged 18 years or over. Given the high prevalence of vitamin D deficiency and depression, an association between these conditions carries important public health implications. Nevertheless, higher-quality evidence to support these conclusions could be obtained if standardized methodologies were adopted in subsequent RCTs,

specifically with regard to vitamin D assay measurement and depression scoring.

Acknowledgments and Funding

This work was supported by the Kuwait Foundation for the Advancement of Sciences [grant number CB20-63MM-01].

Conflict of interest

Jeremy Spencer is one of the Editors -in-Chiefs of this journal, but was not involved in the peer-review process nor had access to any information regarding its peer-review.

Abbreviations

BDI	Beck Depression Inventory
CES-D	Center for Epidemiological Studies – Depression
CI	Confidence interval
DASS-21	Depression, Anxiety, and Stress Scales
ELISA	Enzyme linked immunosorbent assay
FIQ	Fibromyalgia Impact Questionnaire
GDS-15	Geriatric Depression Scale-15
HADS	Hospital Anxiety and Depression Scale
IU	International units
LC-MS/MS	Liquid chromatography-mass spectrometry with two mass spectrometry detectors
NC	Not clear
PHQ-9	Patient health questionnaire-9
PUFA	Polyunsaturated fatty acids
RCT	Randomized controlled trial
SF	Short form
SIGH-SAD	Seasonal affective disorders
SMD	Standardized mean difference
VDRs	Vitamin D receptors
WHO	World Health Organization

Supplementary material

The supplementary material is available in the electronic version of this article: <https://dx.doi.org/10.3233/NHA-200094>.

References

- [1] Lim GY, Tam WW, Lu Y, Ho CS, Zhang MW, Ho RC. Prevalence of Depression in the Community from 30 Countries between 1994 and 2014. *Sci Rep*. 2018;8(1):2861.
- [2] Spedding SJN. Vitamin D and depression: a systematic review and meta-analysis comparing studies with and without biological flaws. *Nutrients*. 2014;6(4):1501-18.
- [3] Rathod MS, Dixit JV, Goel AD, Yadav V. Prevalence of depression in an urban geriatric population in Marathwada region of Western India. *Indian J Psychol Med*. 2019;41(1):32.
- [4] Crestani C, Masotti V, Corradi N, Schirripa ML, Cecchi R. Suicide in the elderly: a 37-years retrospective study. *Acta bio-medica : Atenei Parmensis*. 2019;90(1):68-76.
- [5] Lang UE, Beglinger C, Schweinurth N, Walter M, Borgwardt S. Nutritional aspects of depression. *Cell Physiol Biochem*. 2015;37(3):1029-43.
- [6] Liao Y, Xie B, Zhang H, He Q, Guo L, Subramaniapillai M, Fan B, Lu C, McIntyer R. Efficacy of omega-3 PUFAs in depression: a meta-analysis. *Transl Psychiatry*. 2019;9(1):1-9.
- [7] Miki T, Kochi T, Eguchi M, Kuwahara K, Tsuruoka H, Kurotani K, Ito R, Akter S, Kashino I, Pham NM, Kabe I, Kawakami N, Mizoue T, Nanri A. Dietary intake of minerals in relation to depressive symptoms in Japanese employees: The Furukawa Nutrition and Health Study. *Nutrition*. 2015;31(5):686-90.
- [8] Spedding S. Vitamin D and depression: a systematic review and meta-analysis comparing studies with and without biological flaws. *Nutrients*. 2014;6(4):1501-18.
- [9] Kaviani M, Nikooyeh B, Zand H, Yaghmaei P, Neyestani TR. Effects of vitamin D supplementation on depression and some involved neurotransmitters. *J Affect Disord*. 2020;269:28-35.
- [10] Dickens AP, Lang IA, Langa KM, Kos K, Llewellyn DJCd. Vitamin D, cognitive dysfunction and dementia in older adults. *CNS Drugs*. 2011;25(8):629-39.
- [11] Inderjeeth CA, Nicklason F, Al-Lahham Y, Greenaway TM, Jones G, Parameswaran VV, David R. Vitamin D deficiency and secondary hyperparathyroidism: clinical and biochemical associations in older non-institutionalised Southern Tasmanians. *Aust N Z J Med*. 2000;30(2):209-14.
- [12] Sotodehasl N, Malek F, Tamadon MR. Vitamin D Deficiency and Depression: A Short Review Article. *Middle East J Rehabil Health Stud*. 2015;2(3):e26961.
- [13] Omidian M, Mahmoudi M, Abshirini M, Eshraghian MR, Javanbakht MH, Zarei M, Hasani H, Djalali M. Effects of vitamin D supplementation on depressive symptoms in type 2 diabetes mellitus patients: randomized placebo-controlled double-blind clinical trial. *Diabetes Metab Syndr*. 2019;13(4):2375-80.
- [14] Vellekkatt F, Menon V. Efficacy of vitamin D supplementation in major depression: A meta-analysis of randomized controlled trials. *Journal of Postgraduate Medicine*. 2019;65(2):74-80.
- [15] Schaad KA, Bukhari AS, Brooks DI, Kocher JD, Barringer ND. The relationship between vitamin D status and depression in a tactical athlete population. *J Int Soc Sports Nutr*. 2019;16(1):40.
- [16] May HT, Bair TL, Lappe DL, Anderson JL, Horne BD, Carlquist JF, Muhlestein JB. Association of vitamin D levels with incident depression among a general cardiovascular population. *Am Heart J*. 2010;159(6):1037-43.
- [17] Zhou Q, Shao YC, Gan ZQ, Fang LS. Lower vitamin D levels are associated with depression in patients with gout. *Neuropsychiatr Dis Treat*. 2019;15:227-31.
- [18] Wilkins CH, Sheline YI, Roe CM, Birge SJ, Morris JC. Vitamin D deficiency is associated with low mood and worse cognitive performance in older adults. *Am J Geriatr Psychiatry*. 2006;14(12):1032-40.
- [19] Hoogendijk WJ, Lips P, Dik MG, Deeg DJ, Beekman AT, Penninx BW. Depression is associated with decreased 25-hydroxyvitamin D and increased parathyroid hormone levels in older adults. *Arch Gen Psychiatry*. 2008;65(5):508-12.
- [20] Jorde R, Sneve M, Figenschau Y, Svartberg J, Waterloo K. Effects of vitamin D supplementation on symptoms of depression in overweight and obese subjects: randomized double blind trial. *J Intern Med*. 2008;264(6):599-609.
- [21] Sharifi A, Vahedi H, Nedjat S, Mohamadkhani A, Hosenzadeh Attar MJ. Vitamin D Decreases Beck Depression Inventory Score in Patients with Mild to Moderate Ulcerative Colitis: A Double-Blind Randomized Placebo-Controlled Trial. *J Diet Suppl*. 2019;16(5):541-9.
- [22] Shaffer JA, Edmondson D, Wasson LT, Falzon L, Homma K, Ezeokoli N, Li P, Davidson KW. Vitamin D supplementation for depressive symptoms: a systematic review and meta-analysis of randomized controlled trials. *Psychosomatic Medicine*. 2014;76(3):190-6.
- [23] Mousa A, Naderpoor N, de Courten MPJ, de Courten B. Vitamin D and symptoms of depression in overweight or obese adults: A cross-sectional study and randomized placebo-controlled trial. *J Steroid Biochem Mol Biol*. 2018;177:200-8.
- [24] Kjaergaard M, Waterloo K, Wang CE, Almas B, Figenschau Y, Hutchinson MS, Svartberg J, Jorde R. Effect of vitamin D supplement on depression scores in people with low levels of serum 25-hydroxyvitamin D: nested case-control study and randomised clinical trial. *Br J Psychiatry*. 2012;201(5):360-8.
- [25] Choukri MA, Conner TS, Haszard JJ, Harper MJ, Houghton LA. Effect of vitamin D supplementation on depressive symptoms and psychological wellbeing in healthy adult women: a double-blind randomised controlled clinical trial. *J Nutr Sci*. 2018;7:e23.
- [26] Gugger A, Marzel A, Orav EJ, Willett WC, Dawson-Hughes B, Theiler R, Freystätter G, Egli A, Bischoff-Ferrari HA. Effect of Monthly High-Dose Vitamin D on Mental Health in Older Adults: Secondary Analysis of a RCT. *J Am Geriatr Soc*. 2019;67(6):1211-7.
- [27] Vieth R, Holick MF. Chapter 57B - The IOM—Endocrine Society Controversy on Recommended Vitamin D Targets: In Support of the Endocrine Society Position. In: Feldman D, editor. *Vitamin D (Fourth Edition)*: Academic Press; 2018. pp. 1091-107.
- [28] Higgins JPT AD, Sterne JAC. Chapter 8: Assessing risk of bias in included studies. In: Higgins JPT, Churchill R, Chandler J, Cumpston MS, editors. *Cochrane Handbook for Systematic Reviews of Interventions*. version 5.2.0. 2017.
- [29] Guyatt G, Oxman AD, Akl EA, Kunz R, Vist G, Brozek J, Norris S, Falck-Ytter Y, Glasziou P, DeBeer H, Jaeschke R, Rind D, Meerpohl J, Dahm P, Schunemann HJ. GRADE guidelines: 1. Introduction-GRADE evidence profiles and summary of findings tables. *J Clin Epidemiol*. 2011;64(4):383-94.

- [30] Guyatt GH, Oxman AD, Kunz R, Atkins D, Brozek J, Vist G, Alderson P, Glasziou P, Falck-Ytter Y, Schünemann HJ. GRADE guidelines: 2. Framing the question and deciding on important outcomes. *J Clin Epidemiol*. 2011;64(4):395-400.
- [31] Balshem H, Helfand M, Schunemann HJ, Oxman AD, Kunz R, Brozek J, Vist GE, Falck-Ytter Y, Meerpohl J, Norris S, Guyatt GH. GRADE guidelines: 3. Rating the quality of evidence. *J Clin Epidemiol*. 2011;64(4):401-6.
- [32] Arvold DS, Odean MJ, Dornfeld MP, Regal RR, Arvold JG, Karwoski GC, Mast DJ, Sanford PB, Sjoberg RJ. Correlation of symptoms with vitamin D deficiency and symptom response to cholecalciferol treatment: a randomized controlled trial. *Endocr Pract*. 2009;15(3):203-12.
- [33] Bertone-Johnson ER, Powers SI, Spangler L, Larson J, Michael YL, Millen AE, Bueche MN, Salmoirago-Blotcher E, Wassertheil-Smoller S, Brunner RL, Ockene I, Ockene JK, Liu S, Manson JE. Vitamin D supplementation and depression in the women's health initiative calcium and vitamin D trial. *Am J Epidemiol*. 2012;176(1):1-13.
- [34] Zheng S, Tu L, Cicutini F, Han W, Zhu Z, Antony B, Wluka A, Winzenberg T, Meng T, Aitken D, et al. Effect of Vitamin D Supplementation on Depressive Symptoms in Patients With Knee Osteoarthritis. *J Am Med Dir Assoc*. 2018;20(12):1634-40.e1.
- [35] Fazelian S, Amani R, Paknahad Z, Kheiri S, Khajehali L. Effect of Vitamin D Supplement on Mood Status and Inflammation in Vitamin D Deficient Type 2 Diabetic Women with Anxiety: A Randomized Clinical Trial. *Int J Prev Med*. 2019;10:17.
- [36] Frandsen TB, Pareek M, Hansen JP, Nielsen CT. Vitamin D supplementation for treatment of seasonal affective symptoms in healthcare professionals: a double-blind randomised placebo-controlled trial. *BMC Res Notes*. 2014;7:528.
- [37] Dean AJ, Bellgrove MA, Hall T, Phan WM, Eyles DW, Kvaskoff D, McGrath JJ. Effects of vitamin D supplementation on cognitive and emotional functioning in young adults—a randomised controlled trial. *Plos One*. 2011;6(11):e25966.
- [38] Mozaffari-Khosravi H, Nabizade L, Yassini-Ardakani SM, Hadinedoushan H, Barzegar K. The effect of 2 different single injections of high dose of vitamin D on improving the depression in depressed patients with vitamin D deficiency: a randomized clinical trial. *J Clin Psychopharmacol*. 2013;33(3):378-85.
- [39] Alavi NM, Khademalhosseini S, Vakili Z, Assarian F. Effect of vitamin D supplementation on depression in elderly patients: A randomized clinical trial. *Clin Nutr*. 2019;38(5):2065-70.
- [40] Diesel B, Radermacher J, Bureik M, Bernhardt R, Seifert M, Reichrath J, Fischer U, Meese E. Vitamin D(3) metabolism in human glioblastoma multiforme: functionality of CYP27B1 splice variants, metabolism of calcidiol, and effect of calcitriol. *Clin Cancer Res*. 2005;11(15):5370-80.
- [41] Vafa M, Azizi-Soleiman F, Kazemi SM, Salehi M, Zaeri F, Abiri B, Sadeghi H, Safavi M. Comparing the effectiveness of vitamin D plus iron vs vitamin D on depression scores in anemic females: Randomized triple-masked trial. *Medical Journal of the Islamic Republic of Iran*. 2019; 33:64.
- [42] Menon V, Kar SK, Suthar N, Nebhinani N. Vitamin D and depression: A critical appraisal of the evidence and future directions. *Indian J Psychol Med*. 2020;42(1): 11-21.
- [43] Eyles DW, Smith S, Kinobe R, Hewison M, McGrath JJ. Distribution of the vitamin D receptor and 1 alpha-hydroxylase in human brain. *J Chem Neuroanat*. 2005;29(1):21-30.
- [44] Yalamanchili V, Gallagher JC. Dose ranging effects of vitamin D3 on the geriatric depression score: a clinical trial. *J Steroid Biochem Mol Biol*. 2018;178:60-4.
- [45] Nikooyeh B, Neyestani T. Efficacy of Food Fortification with Vitamin D in Iranian Adults: A Systematic Review and Meta-Analysis. *Nutr Food Sci Res*. 2018;5:1-6.
- [46] Galior K, Ketha H, Grebe S, Singh RJ. 10 years of 25-hydroxyvitamin-D testing by LC-MS/MS-trends in vitamin-D deficiency and sufficiency. *Bone Reports*. 2018;8:268-73.
- [47] Giordano N, Goracci A, Fagiolini A. Depression and Vitamin D deficiency: Causality, assessment, and clinical practice implications. *Neuropsychiatry*. 2017;7(5):606-14.
- [48] Krishnamoorthy Y, Rajaa S, Rehman T. Diagnostic accuracy of various forms of geriatric depression scale for screening of depression among older adults: Systematic review and meta-analysis. *Arch Gerontol Geriatr*. 2019;87:104002.
- [49] Merkin AG, Medvedev ON, Sachdev PS, Tippett L, Krishnamurthi R, Mahon S, Kasabov N, Parmar P, Crawford J, Doborjeh ZG, Doborjeh MG, Kang K, Kochan NA, Bahrami H, Brodaty H, Feiglin VL. New avenue for the geriatric depression scale: Rasch transformation enhances reliability of assessment. *J Affect Disord*. 2020;264:7-14.
- [50] Terman M, Terman JS, Rafferty B. Experimental design and measures of success in the treatment of winter depression by bright light. *Psychopharmacol Bull*. 1990;26(4):505-10.
- [51] Moher D, Liberati A, Tetzlaff J, Altman DG. Preferred reporting items for systematic reviews and meta-analyses: the PRISMA statement. *Ann Intern Med*. 2009;151(4):264-9.
- [52] de Koning EJ, van Schoor NM, Penninx BW, Elders PJ, Heijboer AC, Smit JH, Bet PM, van Tulder MW, den Heijer M, van Marwijk HW, Lips P. Vitamin D supplementation to prevent depression and poor physical function in older adults: Study protocol of the D-Vitaal study, a randomized placebo-controlled clinical trial. *BMC Geriatr*. 2015;15:151.
- [53] Dumville JC, Miles JN, Porthouse J, Cockayne S, Saxon L, King C. Can vitamin D supplementation prevent winter-time blues? A randomised trial among older women. *J Nutr Health Aging*. 2006;10(2):151-3.
- [54] Jorde R, Kubiak J. No improvement in depressive symptoms by vitamin D supplementation: results from a randomised controlled trial. *J Nutr Sci*. 2018;7:e30.
- [55] Lansdowne AT, Provost SC. Vitamin D3 enhances mood in healthy subjects during winter. *Psychopharmacology (Berl)*. 1998;135(4):319-23.
- [56] Sanders KM, Stuart AL, Williamson EJ, Jacka FN, Dodd S, Nicholson G, Berk M. Annual high-dose vitamin D3 and mental well-being: randomised controlled trial. *Br J Psychiatry*. 2011;198(5):357-64.
- [57] Aucoin M, Cooley K, Anand L, Furtado M, Canzonieri A, Fine A, Fotinos K, Chandrasena R, Klassen LJ, Epstein I, Wood W, Katzman MA. Adjunctive Vitamin D in the treatment of non-remitted depression: Lessons from a failed clinical trial. *Complement Ther Med*. 2018;36:38-45.
- [58] Tartagni M, Cicinelli MV, Tartagni MV, Alrasheed H, Matteo M, Baldini D, De Salvia M, Loverro G, Montagnani M. Vitamin D Supplementation for Premenstrual Syndrome-Related Mood Disorders in Adolescents with Severe Hypovitaminosis D. *J Pediatr Adolesc Gynecol*. 2016;29(4):357-61.

- [59] Ghaderi A, Banafshe HR, Motmaen M, Rasouli-Azad M, Bahmani F, Asemi Z. Clinical trial of the effects of vitamin D supplementation on psychological symptoms and metabolic profiles in maintenance methadone treatment patients. *Prog Neuropsychopharmacol Biol Psychiatry*. 2017;79(Pt B):84-9.
- [60] Stein MS, Scherer SC, Ladd KS, Harrison LC. A randomized controlled trial of high-dose vitamin D2 followed by intranasal insulin in Alzheimer's disease. *J Alzheimers Dis*. 2011;26(3):477-84.
- [61] Jalali-Chimeh F, Gholamrezaei A, Vafa M, Nasiri M, Abiri B, Darooneh T, Ozgoli G. Effect of Vitamin D Therapy on Sexual Function in Women with Sexual Dysfunction and Vitamin D Deficiency: A Randomized, Double-Blind, Placebo Controlled Clinical Trial. *J Urol*. 2019;201(5):987-93.
- [62] Kenny AM, Biskup B, Robbins B, Marcella G, Burleson JA. Effects of vitamin D supplementation on strength, physical function, and health perception in older, community-dwelling men. *J Am Geriatr Soc*. 2003;51(12):1762-7.
- [63] Kopp BT, Hayes D, Jr., Ghera P, Patel A, Kirkby S, Kowatch RA, Splaingard M. Pilot trial of light therapy for depression in hospitalized patients with cystic fibrosis. *J Affect Disord*. 2016;189:164-8.
- [64] Williams JA, Romero VC, Clinton CM, Vazquez DM, Marcus SM, Chilimigras JL, Hamilton SE, Allbaugh LJ, Vahratian AM, Schrader RM, et al. Vitamin D levels and perinatal depressive symptoms in women at risk: a secondary analysis of the mothers, omega-3, and mental health study. *BMC Pregnancy Childbirth*. 2016;16(1):203.
- [65] Bahrami A, Mazloum SR, Maghsoudi S, Soleimani D, Khayatzadeh SS, Arekhi S, Arya A, Mirmoosavi SJ, Ferns GA, Bahrami-Taghanaki H, Ghayour-Mobarhan M. High Dose Vitamin D Supplementation Is Associated With a Reduction in Depression Score Among Adolescent Girls: A Nine-Week Follow-Up Study. *J Diet Suppl*. 2018;15(2):173-82.
- [66] Hogue-Lorenzen T. The relationship between depression levels and vitamin D status among older adults in eastern South Dakota: South Dakota State University; 2003.
- [67] Belcaro G, Cesarone MR, Cornelli U, Dugall M. MF Afragil(R) in the treatment of 34 menopause symptoms: a pilot study. *Panminerva Med*. 2010;52(2 Suppl 1):49-54.
- [68] Khoraminy N, Tehrani-Doost M, Jazayeri S, Hosseini A, Djazayeri A. Therapeutic effects of vitamin D as adjunctive therapy to fluoxetine in patients with major depressive disorder. *Aust N Z J Psychiatry*. 2013;47(3):271-5.
- [69] Hogberg G, Gustafsson SA, Hallstrom T, Gustafsson T, Klawitter B, Petersson M. Depressed adolescents in a case-series were low in vitamin D and depression was ameliorated by vitamin D supplementation. *Acta Paediatr*. 2012;101(7):779-83.
- [70] Gloth FM, Alam W, Hollis B. Vitamin D vs broad spectrum phototherapy in the treatment of seasonal affective disorder. *J Nutr Health Aging*. 1999;3(1):5-7.
- [71] Focker M, Antel J, Grasmann C, Fuhrer D, Timmesfeld N, Ozturk D, Peters T, Hinney A, Hebebrand J, Libuda L. Effect of an vitamin D deficiency on depressive symptoms in child and adolescent psychiatric patients - a randomized controlled trial: study protocol. *BMC Psychiatry*. 2018;18(1):57.
- [72] Okereke OI, Reynolds CF, 3rd, Mischoulon D, Chang G, Cook NR, Copeland T, Friedenberg G, Buring JE, Manson JE. The VITamin D and Omega-3 Trial-L-Depression End-point Prevention (VITAL-DEP): Rationale and design of a large-scale ancillary study evaluating vitamin D and marine omega-3 fatty acid supplements for prevention of late-life depression. *Contemp Clin Trials*. 2018;68:133-45.
- [73] Raygan F, Ostadmohammadi V, Bahmani F, Asemi Z. The effects of vitamin D and probiotic co-supplementation on mental health parameters and metabolic status in type 2 diabetic patients with coronary heart disease: a randomized, double-blind, placebo-controlled trial. *Prog Neuropsychopharmacol Biol Psychiatry*. 2018;84:50-5.
- [74] Stokes CS, Grunhage F, Baus C, Volmer DA, Wagenpfeil S, Riemenschneider M, Lammert F. Vitamin D supplementation reduces depressive symptoms in patients with chronic liver disease. *Clin Nutr*. 2016;35(4):950-7.
- [75] Zanetidou S, Belvederi Murri M, Buffa A, Malavolta N, Anzivino F, Bertakis K. Vitamin D supplements in geriatric major depression. *Int J Geriatr Psychiatry*. 2011;26(11):1209-10.
- [76] Vaziri F, Nasiri S, Tavana Z, Dabbaghmanesh MH, Sharif F, Jafari P. A randomized controlled trial of vitamin D supplementation on perinatal depression: in Iranian pregnant mothers. *BMC Pregnancy Childbirth*. 2016;16:239.
- [77] Yalamanchili V, Gallagher JC. Treatment with hormone therapy and calcitriol did not affect depression in older postmenopausal women: no interaction with estrogen and vitamin D receptor genotype polymorphisms. *Menopause*. 2012;19(6):697-703.
- [78] Shipowick CD, Moore CB, Corbett C, Bindler R. Vitamin D and depressive symptoms in women during the winter: a pilot study. *Appl Nurs Res*. 2009;22(3):221-5.
- [79] Wang Y, Liu Y, Lian Y, Li N, Liu H, Li G. Efficacy of High-Dose Supplementation With Oral Vitamin D3 on Depressive Symptoms in Dialysis Patients With Vitamin D3 Insufficiency: A Prospective, Randomized, Double-Blind Study. *J Clin Psychopharmacol*. 2016;36(3):229-35.
- [80] Zhang M, Robitaille L, Eintracht S, Hoffer LJ. Vitamin C provision improves mood in acutely hospitalized patients. *Nutrition*. 2011;27(5):530-3.
- [81] Ostadmohammadi V, Jamilian M, Bahmani F, Asemi Z. Vitamin D and probiotic co-supplementation affects mental health, hormonal, inflammatory and oxidative stress parameters in women with polycystic ovary syndrome. *J Ovarian Res*. 2019;12(1):5.
- [82] Penckofer S, Byrn M, Adams W, Emanuele MA, Mumby P, Kouba J, Wallis DE. Vitamin D Supplementation Improves Mood in Women with Type 2 Diabetes. *J Diabetes Res*. 2017;2017:8232863.
- [83] Harris S, Dawson-Hughes B. Seasonal mood changes in 250 normal women. *Psychiatry Res*. 1993;49(1):77-87.
- [84] Marsh WK, Penny JL, Rothschild AJ. Vitamin D supplementation in bipolar depression: a double blind placebo controlled trial. *J Psychiatr Res*. 2017;95:48-53.
- [85] Rolf L, Muris AH, Bol Y, Damoiseaux J, Smolders J, Huppers R. Vitamin D3 supplementation in multiple sclerosis: Symptoms and biomarkers of depression. *J Neurol Sci*. 2017;378:30-5.
- [86] Sepehrmanesh Z, Kolahdooz F, Abedi F, Mazrooi N, Assarian A, Asemi Z, Esmailzadeh A. Vitamin D Supplementation Affects the Beck Depression Inventory, Insulin Resistance, and Biomarkers of Oxidative Stress in Patients with Major Depressive Disorder: A Randomized, Controlled Clinical Trial. *J Nutr*. 2016;146(2):243-8.

- [87] Vieth R, Kimball S, Hu A, Walfish PG. Randomized comparison of the effects of the vitamin D3 adequate intake versus 100 mcg (4000 IU) per day on biochemical responses and the wellbeing of patients. *Nutr J.* 2004;3:8.
- [88] Rajabi-Naeeni M, Dolatian M, Qorbani M, Vaezi AA. The effect of co supplementation of omega-3 and vitamin D on cardio metabolic risk factors and psychological distress in reproductive-aged women with prediabetes and hypovitaminosis D: a study protocol for a randomized controlled trial. *Trials.* 2019;20(1):799.