

# *Seed quality in rice is most sensitive to drought and high temperature in early seed development*

Article

Published Version

Creative Commons: Attribution 4.0 (CC-BY)

Open Access

Abdul Rahman, S. M. and Ellis, R. H. (2019) Seed quality in rice is most sensitive to drought and high temperature in early seed development. *Seed Science Research*, 29 (4). pp. 238-249. ISSN 0960-2585 doi:

<https://doi.org/10.1017/S0960258519000217> Available at  
<http://centaur.reading.ac.uk/86370/>

It is advisable to refer to the publisher's version if you intend to cite from the work. See [Guidance on citing](#).

To link to this article DOI: <http://dx.doi.org/10.1017/S0960258519000217>

Publisher: Cambridge University Press

All outputs in CentAUR are protected by Intellectual Property Rights law, including copyright law. Copyright and IPR is retained by the creators or other copyright holders. Terms and conditions for use of this material are defined in

the [End User Agreement](#).

[www.reading.ac.uk/centaur](http://www.reading.ac.uk/centaur)

## **CentAUR**

Central Archive at the University of Reading

Reading's research outputs online

## Research Paper

†Present address: Faculty of Plantation and Agrotechnology, Universiti Teknologi Mara, Kampus Jasin, Melaka, Malaysia.

**Cite this article:** Abdul Rahman SM, Ellis RH (2019). Seed quality in rice is most sensitive to drought and high temperature in early seed development. *Seed Science Research* 1–12. <https://doi.org/10.1017/S0960258519000217>

Received: 30 May 2019

Revised: 16 September 2019

Accepted: 24 September 2019

**Keywords:**

drought; high temperature; *Oryza sativa* L.; rice; seed development; seed germination; seed longevity


**Author for correspondence:**

Richard H. Ellis,

Email: [r.h.ellis@reading.ac.uk](mailto:r.h.ellis@reading.ac.uk)

© The Author(s) 2019. This is an Open Access article, distributed under the terms of the Creative Commons Attribution licence (<http://creativecommons.org/licenses/by/4.0/>), which permits unrestricted re-use, distribution, and reproduction in any medium, provided the original work is properly cited.

# Seed quality in rice is most sensitive to drought and high temperature in early seed development

Siti M. Abdul Rahman† and Richard H. Ellis 

School of Agriculture, Policy and Development, University of Reading, Earley Gate, PO Box 237, Reading RG6 6AR, UK

**Abstract**

Drought and high temperature each damage rice (*Oryza sativa* L.) crops. Their effect during seed development and maturation on subsequent seed quality development was investigated in Japonica (cv. Gleva) and Indica (cv. Aeron 1) plants grown in controlled environments subjected to drought (irrigation ended) and/or brief high temperature (HT; 3 days at 40/30°C). Ending irrigation early in cv. Gleva (7 or 14 days after anthesis, DAA) resulted in earlier plant senescence, more rapid decline in seed moisture content, more rapid seed quality development initially, but substantial decline later *in planta* in the ability of seeds to germinate normally. Subsequent seed storage longevity amongst later harvests was greatest with no drought because with drought it declined from 16 or 22 DAA onwards *in planta*, 9 or 8 days after irrigation ended, respectively. Later drought (14 or 28 DAA) also reduced seed longevity at harvest maturity (42 DAA). Well-irrigated plants provided poorer longevity the earlier during seed development they were exposed to HT (greatest at anthesis and histodifferentiation; no effect during seed maturation). Combining drought and HT damaged seed quality more than each stress alone, and more so in the Japonica cv. Gleva than the Indica cv. Aeron 1. Overall, the earlier plant drought occurred the greater the damage to subsequent seed quality; seed quality was most vulnerable to damage from plant drought and HT at anthesis and histodifferentiation; and seed quality of the Indica rice was more resilient to damage from these stresses than the Japonica.

**Introduction**

Global mean temperatures are likely to rise by 0.4 to 1.6°C by 2046–2065 and 2.6 to 4.8°C by 2081–2100, depending on the greenhouse gas emissions scenarios considered, with the potential to reduce crop production (without adaptation), whilst the effect of climate change on future rainfall patterns is less certain, but increased variability is likely (IPCC, 2014). Such projections imply negative impacts on crop production in rice (*Oryza sativa* L.) (Wassmann *et al.*, 2009; Teixeira *et al.*, 2013; Zainal *et al.*, 2014). In addition to the tendency for lower seed yield from shorter crop durations, due to more rapid progress to maturity at warmer temperatures, brief exposure to high temperature around anthesis can reduce spikelet fertility in rice and hence yield (Yoshida, 1981; Jagadish *et al.*, 2008).

Rice production is constrained by water shortage (Arora, 2006; Tao *et al.*, 2006). Less water is available for irrigation due to climate change and competition from urbanization and industrial development (Pennisi, 2008) and over half of the global rice production area, much of it rainfed (Murty and Kondo, 2001; Kamoshita *et al.*, 2008), is affected by drought (Bouman *et al.*, 2005). Drought stress occurs after a prolonged period of water shortage leading to permanent wilting and ultimately death (O'Toole, 1982). In rice the effect of drought varies with variety, degree and duration of stress and the timing of when it occurs during development (Zeigler and Puckridge, 1995; Kato *et al.*, 2006). Water shortage is often unpredictable, not occurring in all years in a given location, and thus affects the stability of production and quality, and hence resilience.

Rice production is dependent upon the availability of high-quality seed, the production of which is also affected by environment. Seed quality (seed longevity and desiccation tolerance) in Japonica rice was reduced considerably when produced under warmer (34/26°C) rather than cooler (28/20°C) temperatures (Ellis *et al.*, 1993; Ellis and Hong, 1994). Similarly, brief exposure to 34 or 38°C for 7–14 days after anthesis reduced the subsequent viability of rice seeds at harvest maturity (Martínez-Eixarch and Ellis, 2015), whilst in wheat (*Triticum aestivum* L.) short exposure to high temperature (34/20°C) 7–14 days after anthesis reduced the subsequent longevity of seeds at harvest maturity (Nasehzadeh and Ellis, 2017).

Drought during the seed-filling phase damages rice seeds, primarily by inducing earlier senescence and reducing the grain-filling period and seed yield (Yeo *et al.*, 1996; Bouman and Tuong, 2001; Sikuku *et al.*, 2010). The effect on seed quality is less well understood.

Generally, drought stress during seed development is said to reduce crop seed quality (Barnabas *et al.*, 2008; Stagnari *et al.*, 2016). Ending irrigation early at 16 or 24 days after pollination brought forward the subsequent temporal pattern of improvement, and later decline, of seed quality *in planta* in *Brassica campestris* [rapa] L. (Sinniah *et al.*, 1998a). Nonetheless, the maximum longevity of seeds from plants subjected to terminal drought was slightly greater than for control plants irrigated throughout. Crop water stress had no significant effect on seed quality in pea (*Pisum sativum* L.) (Nichols *et al.*, 1978) or pinto bean (*Phaseolus vulgaris* L.) (Ghassemi-Golezani *et al.*, 2010), whereas water deficit during seed filling reduced ability to germinate in dill (*Anethum graveolens* L.) (Zehtab-Salmasi *et al.*, 2006), soya bean (*Glycine max* L.) (Ghassemi-Golezani *et al.*, 2012), and wheat (Tarawneh *et al.*, 2019). In contrast, Vieira *et al.* (1991) reported that ability to germinate in soya bean was not affected by drought during seed filling.

We tested the null hypotheses that each of drought and brief exposure to high temperature applied at different times during seed development do not affect rice seeds' subsequent ability to germinate and their longevity in air-dry storage. The environment of seed production may affect the temporal pattern of seed quality development and decline (Ellis, 2019) and so its response to drought was investigated here. Drought and high temperature are good examples of different abiotic stresses that often occur simultaneously in the field (Moffat, 2002; Shah and Paulsen, 2003) and whose effects can reinforce each other: transpiration through the stomata in warm regimes cools plants, but if high temperature and drought are combined then transpiration is limited and leaf temperature rises (Rizhsky *et al.*, 2002). Hence, the effects of drought and brief exposure to high temperature on rice seed quality were investigated separately and together.

## Materials and methods

Experiments were conducted with cvs Gleva (Experiments 1–4) and Aeron 1 (Experiment 4). Gleva is a high-yielding early-maturing, Japonica cultivar grown in Spain. Seeds were provided by the Institute of Agrifood Research and Technology, Barcelona, Spain. Aeron 1 is a high-yielding, aerobic Indica rice with early harvest maturity grown in Malaysia (Zainudin *et al.*, 2014). Seeds were provided by the Malaysia Agriculture Research Development Institute, Pulau Pinang, Malaysia.

Plants were grown in 180 mm diameter (3-litre) plastic pots (with drain holes). The growing media consisted of coarse sand, crushed gravel, peat compost and vermiculite in the ratio 2:4:1:4. Slow-release fertilizer (Osmocote Pro 3-4M, Everris International BV, The Netherlands) containing N:P<sub>2</sub>O<sub>5</sub>:K<sub>2</sub>O:MgO (17:11:10:2) was added at 3 kg m<sup>-3</sup>. The pots with media were pre-soaked with tap water and then left to drain overnight. Seven seeds were sown 15 mm deep in each pot and seedlings thinned to four per pot 14 days after sowing (DAS). Pots were irrigated (water without nutrient, adjusted to pH 4.5–5.5) by hand from 3 until 16 DAS and then by automatic drip irrigation seven times each day until 42 DAS, then three times each day. Savona (Koppert B.V., The Netherlands) with 10 ml l<sup>-1</sup> fatty acids was used occasionally to control red spider mites and aphids when detected.

### Experiment 1

The first experiment investigated the effect of drought on seed quality development in cv. Gleva. Seeds were sown on 25

November 2014 and the experiment was carried out in a modified Saxcil controlled-environment growth cabinet (internal dimensions 1.4 × 1.4 × 1.5 m) at the Plant Environment Laboratory (PEL), University of Reading (51° 24' N, and 00° 56' W). Cool white fluorescent tubes provided an average 720 μmol m<sup>-2</sup> s<sup>-1</sup> photosynthetic photon flux density at pot level. The temperature regime was 28/20°C day/night (11 h/13 h thermoperiod, synchronized with 11 h day<sup>-1</sup> photoperiod) at 75% relative humidity. Three irrigation treatments were applied: plants irrigated throughout the experiment [i.e. until 40 days after 50% anthesis (DAA)], the control (T1); irrigation ended 7 DAA (T2); or ended 14 DAA (T3). Only panicles that anthesed between 101 and 108 DAS were included in the study (other panicles were cut and removed). Anthesis (0 DAA) was 105 DAS (i.e. 50% anthesis). Serial harvests of plants began at 7 DAA and continued at 4–6 days intervals on eight occasions until 40 DAA. Eight plants (two pots) were harvested from each irrigation treatment on each date and seeds threshed. The 24 treatment combinations were assigned to the 48 pots at random at panicle exertion.

### Experiment 2

This experiment, sown on 21 May 2016 in a controlled-environment (photoperiod controlled, heated and vented) glasshouse at the Crop Environment Laboratory (CEL), Whiteknights, University of Reading (51° 26' N, 0° 56' W), investigated the effect of drought (later in seed development than Experiment 1) on seed quality development in cv. Gleva. Pots were placed on one of four trolleys (each 2.2 × 1.4 m, with 63 pots comprising one block). The glasshouse was controlled at 28/20°C (12 h/12 h thermoperiod, synchronized with a 12 h day<sup>-1</sup> photoperiod). Relative humidity was maintained at about 70–80% by watering the floor of the glasshouse regularly. Plants in the control treatment (T1) were irrigated throughout (i.e. until 55 DAA). Irrigation ended 14 (T2) or 28 DAA (T3) in the drought treatments (i.e. late seed filling and mid-maturation drying, respectively). The positions of the pots representing each treatment combination were randomized within each trolley. Plants reached 50% anthesis (0 DAA) at 76 DAS. Only seeds from panicles that anthesed between 70 and 81 DAS were included in the study. A total of seven serial harvests of the developing and maturing seeds were taken from 13 to 55 DAA (i.e. a later final harvest than Experiment 1) at 6–8 day intervals. Twelve plants (three pots) were harvested from each block for each irrigation treatment on each date.

### Experiment 3

The effect of brief exposure to high temperature at different stages during seed development and maturation on subsequent seed quality at harvest maturity was investigated in cv. Gleva in a controlled-environment (photoperiod controlled, heated and vented) glasshouse (6.4 × 8.6 m) and a modified Saxcil growth cabinet at PEL. Seeds were sown on 11 April 2015 in a glasshouse maintained at 28/20°C day/night (12 h/12 h thermoperiod, synchronized with 12 h day<sup>-1</sup> photoperiod). The treatments consisted of a control (no high temperature treatment; T1), or different 3-day periods in the growth cabinet at 40/30°C (11 h/13 h thermoperiod synchronized with 11 h day<sup>-1</sup> photoperiod) from –3 to 0 DAA (T2), 0 to 3 DAA (T3), 3 to 6 DAA (T4), 6 to 9 DAA (T5), 9 to 12 DAA (T6), 12 to 15 DAA (T7), 15 to 18 DAA (T8), 18 to 21 DAA (T9), 21 to 24 DAA (T10), or 24 to 27 DAA (T11). Plants were returned to the glasshouse after high-

temperature treatment. Each treatment was represented by five pots of plants in each of four blocks (four trolleys each 3.5 × 2.1 m). Plants reached 50% anthesis (0 DAA) at 85 DAS (i.e. 50% anthesis) and panicles that anthesed outside the period 81–87 DAS were excluded from the study (cut and removed). Irrigation of all treatments continued throughout the investigation. Panicles were harvested at harvest maturity on 11 August 2015 (42 DAA).

#### Experiment 4

The effects of drought and/or a brief high temperature episode on seed quality at harvest maturity in cvs Aeron 1 and Gleva were investigated in modified Saxcil controlled-environment growth cabinets at CEL. The seeds were sown on 17 September 2016. Each of two cabinets (intended to provide two blocks) was maintained at 28/20°C (11 h/13 h thermoperiod synchronized with 11 h photoperiod) with 24 pots of each cultivar. Each cultivar was grown on separate sides of each cabinet, because their plant stature and development varied considerably, with treatments randomized within each cultivar. A third growth cabinet was maintained at 40/30°C (11 h/13 h thermoperiod, synchronized with an 11 h day<sup>-1</sup> photoperiod) to provide high temperature (HT). Plants subjected to HT were transferred to this cabinet for 3 days, either in early seed development (0–3 DAA) or late in seed filling (14 DAA), and then returned to 28/20°C. Six treatments were applied to plants of each cultivar: a control at 28/20°C and irrigated throughout (i.e. until 35 DAA); HT at 0–3 DAA and irrigated throughout; irrigation ended at 14 DAA; HT at 0–3 DAA combined with irrigation ended at 14 DAA; HT at 14–17 DAA combined with irrigation ended at 14 DAA; HT at 14 DAA and irrigated throughout. Each cultivar was represented by eight pots in each treatment combination (four in each cabinet at 28/20°C). The date of anthesis varied amongst cultivars, but also between cabinets for cv. Gleva. Cultivar Aeron 1 reached 50% anthesis at 90 DAS, whereas in cv. Gleva this was at 114 DAS in cabinet 1 but 8 days later (122 DAS) in cabinet 2. In cultivar Aeron 1, only panicles that anthesed between 88 and 95 DAS were included in harvests, whilst in cv. Gleva these ranges were 110–118 DAS (cabinet 1) or 118–126 DAS (cabinet 2). Irrigation ended at 35 DAA, in both cultivars, for those treatments not subjected to terminal drought from 14 DAA. This was 7 days before panicles were harvested at 42 DAA (harvest maturity).

#### Seed assessment

Seeds were threshed gently from panicles from each harvest by hand and empty seeds removed. Mean seed dry weight was calculated from fresh weight and moisture content. Eight samples of 100 fresh seeds, selected at random, were counted and weighed to estimate mean seed fresh weight. Seed moisture content was estimated on the fresh weight basis using the high-constant-temperature-oven method with ground seed (ISTA, 2013). The two-stage method was applied for seed at high moisture contents (ISTA, 2013). Harvested seeds were dried at 15–17°C with 12–15% relative humidity to 10–14% moisture content (estimated by change in sample weight). Ability to germinate of these dried seeds was assessed on samples of 100 seeds (two replicates of 50) in moist rolled paper towels (Kimberly Clark Professional 6802 Hostess, Natural, 240 × 350 mm, Greenham Sales, UK) at 34/11°C (16 h/8 h) for 21

days (Ellis *et al.*, 1983). Seedlings were assessed for normal seedling development (ISTA, 2013). Seeds which remained firm after 21 days were pricked and the test extended to 28 days to break dormancy.

Seed longevity was assessed in hermetic storage in sealed laminated aluminum foil bags (Retort laminate, Moore and Buckle Ltd, St Helens, UK) at 40 ± 0.5°C with 15 ± 0.5% moisture content; 10–14 samples (depending upon seed available) of 100 seeds each for each treatment combination were stored for different periods. Seed moisture content was adjusted by placing weighed seed samples (in a muslin bag) over water at 20°C for 2–40 h, with change in seed weight monitored. Seed samples were then held together within separate muslin bags in a sealed container at 2–4°C for 3 days to allow moisture to equilibrate within and between samples. Moisture content was then determined as above. Samples were withdrawn from storage at regular intervals for up to 40 days and ability to germinate normally then assessed.

Seed survival curves were fitted by probit analysis in accordance with the equation:

$$v = K_i - p/\sigma, \quad (1)$$

where  $v$  is probit percentage viability after  $p$  days in storage in a constant environment,  $K_i$  is a constant specific to the seed lot (equivalent to initial probit viability), and  $\sigma$  is the standard deviation of the frequency distribution of seed deaths in time (days) (Ellis and Roberts, 1980). The product of  $K_i$  and  $\sigma$  is the period for viability to decline to 50% ( $p_{50}$ ). The ability of a seed to produce a normal seedling was the criterion of survival. Genstat (17th edition, VSN International Ltd, UK) was used for all statistical analyses. Analysis of variance (ANOVA) was used to compare seed weight, moisture content and ability to germinate amongst treatments in Experiments 3 and 4, where serial harvests were not possible, with means compared using Tukey's multiple range test ( $P = 0.05$ ). Observations for ability to germinate were transformed to angles before ANOVA.

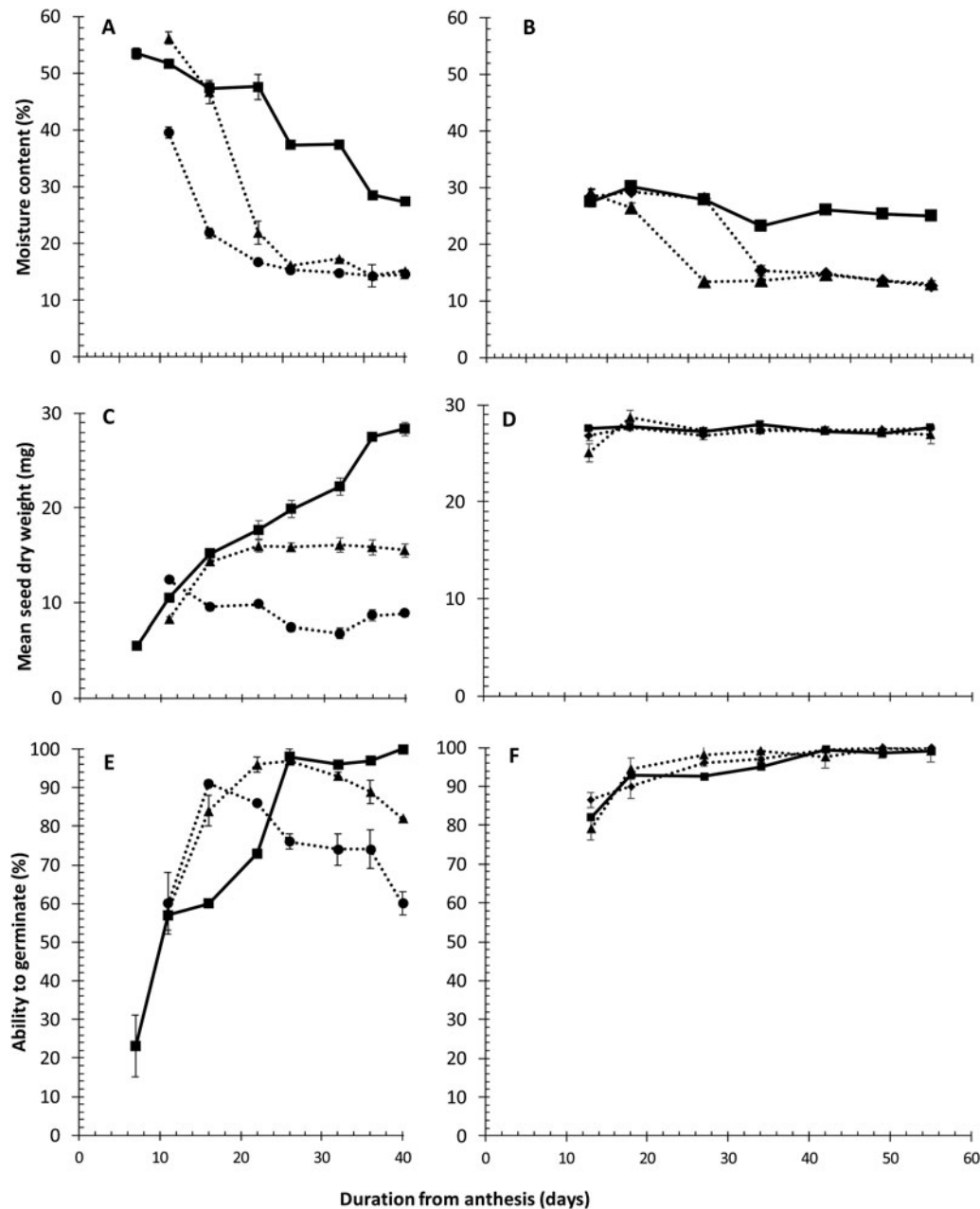
## Results

### Seed moisture content, weight, and ability to germinate

Seed moisture content in plants irrigated throughout declined from over 50% to below 30% between 7 and 40 DAA in Experiment 1, whereas ending irrigation at 7 or 14 DAA resulted in earlier and greater declines with both irrigation treatments in equilibrium with cabinet relative humidity at about 15% moisture content between 25 and 40 DAA (Fig. 1A). In Experiment 2, seed moisture content had already declined to less than 30% by the first harvest at 13 DAA subsequently stabilizing at *ca* 25% in the control between 34 and 55 DAA (Fig. 1B). Ending irrigation at 14 or 28 DAA led to rapid loss in moisture with seed from both irrigation treatments equilibrating at about 14% moisture content between 34 and 55 DAA.

Seed filling continued until around the penultimate harvest at 35 DAA in Experiment 1 for the control, whereas it ended at around 10 or 20 DAA for plants where irrigation ended at 7 or 14 DAA, respectively; with lighter seed, the earlier irrigation ended (Fig. 1C). All three treatments in Experiment 2 showed similar dry weights throughout the study period with a mean seed weight of 27.3 mg at the final harvest (Fig. 1D). This value was also similar to the control, but considerably more than the plant drought treatments, in Experiment 1.



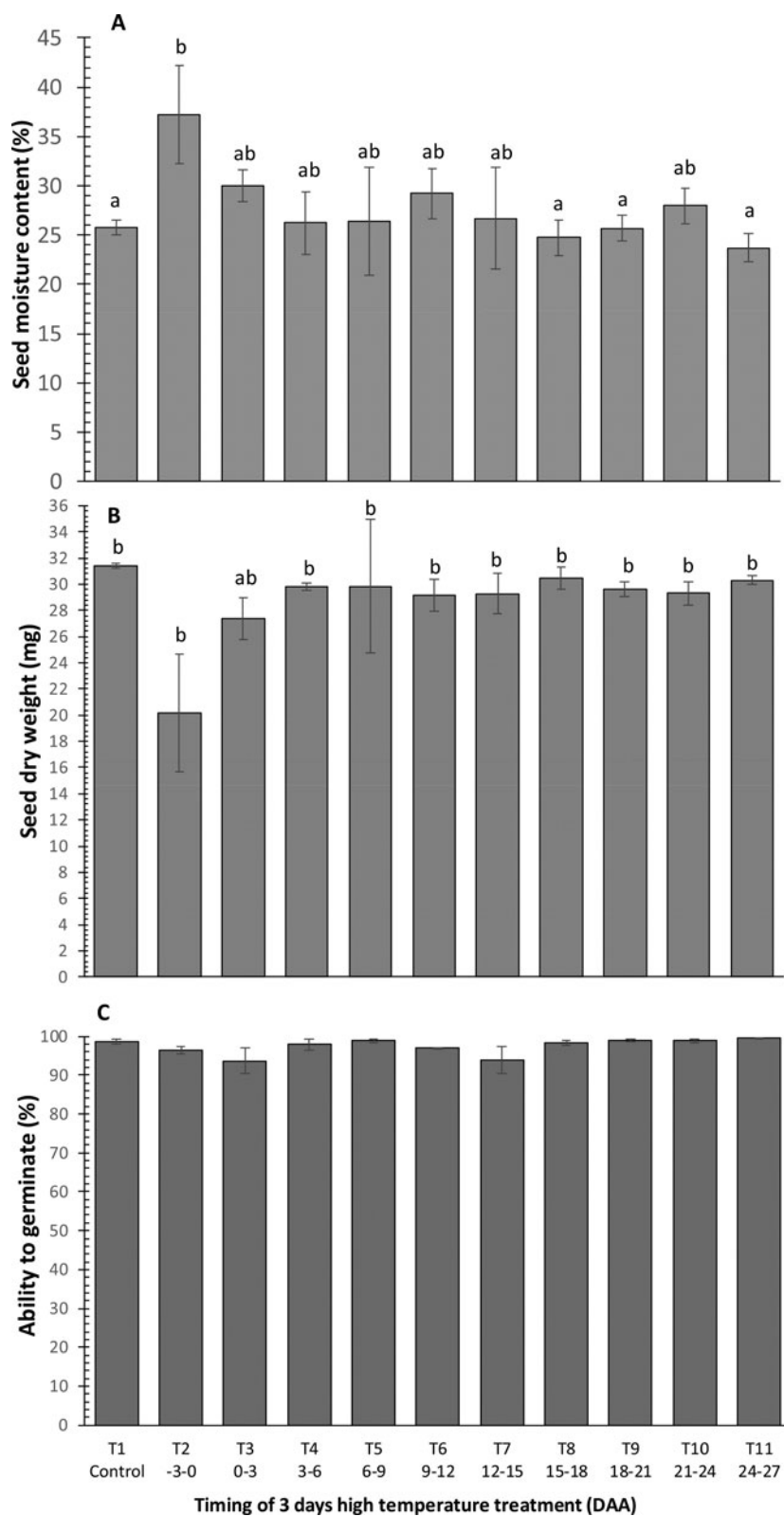


**Fig. 1.** Changes in moisture content (A,B), dry weight (C,D) and ability to germinate normally after desiccation to 10–14% moisture content (E,F) of seeds of Japonica rice cv. Gleva harvested serially during their development and maturation from plants grown in a cabinet at 28/20°C (11 h/13 h) with 11 h day<sup>-1</sup> photoperiod (Experiment 1: A,C,E) or in a glasshouse at 28/20°C (12 h/12 h) with 12 h day<sup>-1</sup> photoperiod (Experiment 2: B,D,F). Plants were irrigated throughout (■), or until 7 (●), or 14 (▲), or 28 DAA (◆). Vertical bars represent means  $\pm$  standard error of mean, where larger than symbols.

Ability to germinate after desiccation in Experiment 1 increased progressively during seed development in the control reaching close to 100% at 26 DAA, with this value maintained until the final harvest at 40 DAA (Fig. 1E). The increase occurred sooner after anthesis in the two drought treatments, but ability to germinate then declined progressively and considerably beyond 16 DAA where plant irrigation ended at 7 DAA, or 26 DAA (but a smaller decline) where irrigation ended 14 DAA. Ability to germinate after desiccation in Experiment 2 was already 78–86% by 13 DAA and increased to 100% in later harvests in all three irrigation treatments with no evidence whatsoever of a subsequent decline (Fig. 1F). The proportion of seeds remaining

ungerminated after 21 days in test, i.e. still dormant and so pricked then, declined during seed development and maturation.

Seed moisture content at harvest at 42 DAA was similar at 25–27% in all treatments in Experiment 3, except where HT was provided in the 3 days until the mean date of anthesis (T2) where it was significantly greater at 36% (Fig. 2A). This was also the only treatment that provided significantly lower seed dry weight than the control (Fig. 2B). The ability of dried seeds to germinate approached 100% and did not differ significantly amongst treatments (Fig. 2C). High-temperature treatment 0–3 DAA (T3) and 12–15 DAA (T7) provided the lowest and most variable germination. In freshly harvested seeds, germination

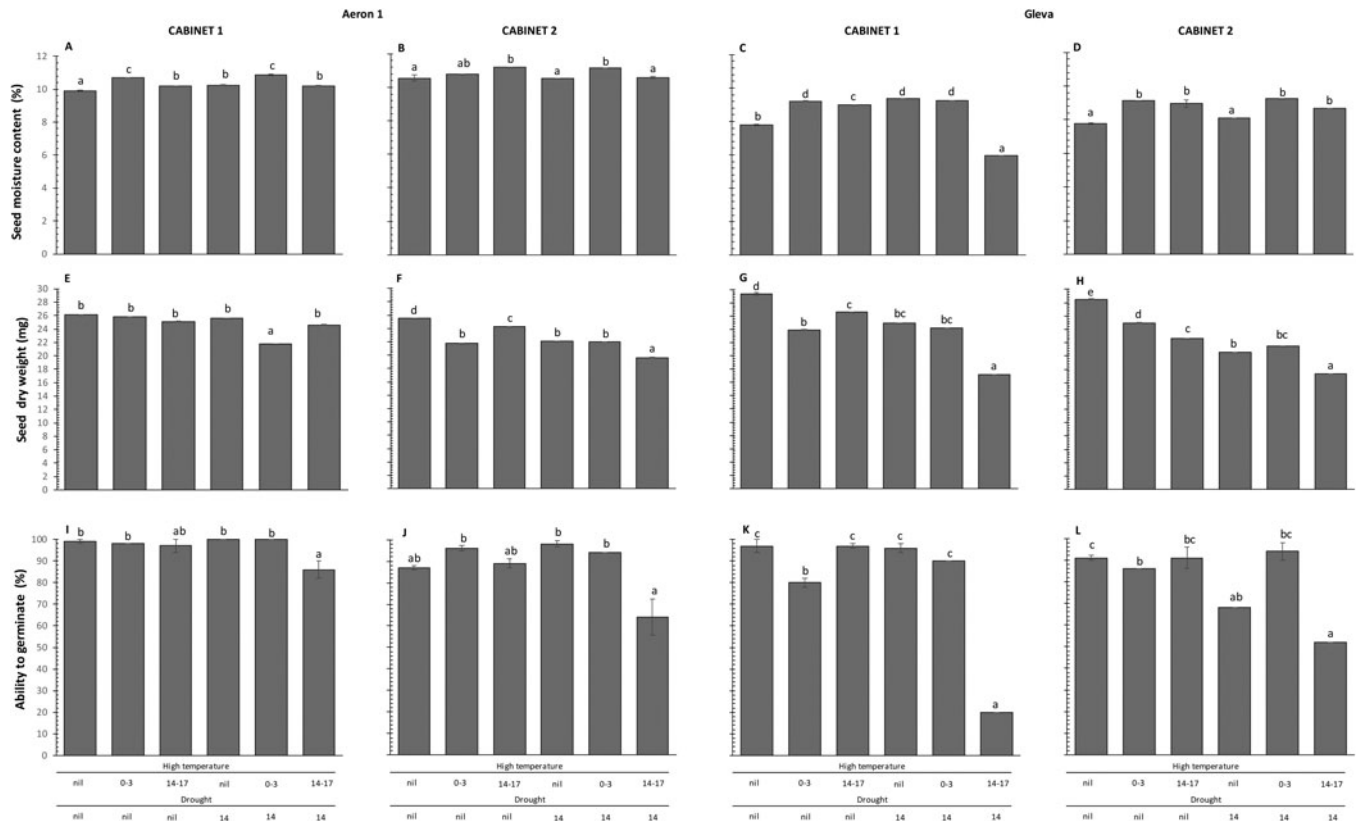


**Fig. 2.** The moisture content (A), dry weight (B) and ability to germinate normally after desiccation to 10–14% moisture content (C) of seeds of Japonica rice cv. Gleva at harvest maturity (42 DAA) from plants grown in a glasshouse at 28/20°C (12 h/12 h) with 12 h day<sup>-1</sup> photoperiod throughout (control, T1) or also exposed to 40/30°C (11 h/13 h, 11 h day<sup>-1</sup> photoperiod) for 3 days at one of ten different periods during seed development and maturation (T2–T11). Within A and B, different lower case letters indicate a significance difference ( $P < 0.05$ ) amongst treatments using Tukey's multiple range test.

was lowest for HT -3 to 0 and 0 to 3 DAA (T2, T3) (data not shown).

Seed moisture content at 42 DAA in cvs Aeron 1 and Gleva in Experiment 4 (Fig. 3A–D) was very much lower than for cv. Gleva in Experiments 1–3. In cv. Aeron 1, differences in seed

moisture content amongst treatments or cabinets were negligible (Fig. 3A,B), whereas for cv. Gleva the controls were drier as were the results for ending irrigation at 14 DAA combined with HT 14–17 DAA in Cabinet 1 and ending irrigation at 14 DAA in Cabinet 2 (Fig. 3C,D).



**Fig. 3.** Seed moisture content (A–D), dry weight (E–H) and ability to germinate normally after desiccation to 10–14% moisture content (I–L) of seeds of Indica rice cv. Aeron 1 (A,B,E,F,I,J) and Japonica rice cv. Gleva (C,D,G,H,K,L) at harvest maturity (42 DAA) from plants in growth cabinets (1,2) at 28/20°C (11 h/13 h) with 11 h day<sup>-1</sup> photoperiod with irrigation throughout or ended at 14 DAA with or without brief exposure to 40/30°C (11 h/13 h, 11 h day<sup>-1</sup> photoperiod) at either 0–3 or 14–17 DAA. Within each of A–L, different lower case letters indicate a significant difference ( $P < 0.05$ ) amongst treatments using Tukey's multiple range test.

Seed dry weight was greatest in the control treatments for both cultivars in Experiment 4 (Fig. 3E–H). In cv. Aeron 1 in Cabinet 1 ending irrigation at 14 DAA combined with HT 0–3 DAA was the only treatment to reduce seed weight significantly (Fig. 3E), whereas in Cabinet 2 all stress treatments provided lower dry weight than the control (Fig. 3F). All stress treatments to cv. Gleva, in both cabinets, provided lower seed dry weight than the control with ending irrigation at 14 DAA combined with HT 14–17 DAA the lightest (Fig. 3G,H).

Ability to germinate was greater and less variable in Cabinet 1 than 2 for cv. Aeron 1 (Fig. 3I,J). Ability to germinate was poorer on average for cv. Gleva (Fig. 3K,L) than cv. Aeron 1 (Fig. 3I,J). Ending irrigation at 14 DAA combined with HT 14–17 DAA provided the poorest germination of seeds from both cabinets for each of the cultivars (Fig. 3L).

Four different facilities were used for each experiment, consisting of growth cabinets or glasshouses at each of two sites. The duration of the vegetative phase was much longer in the (slightly cooler) growth cabinets in artificial light (105–122 days) than in the glasshouses (76–85 days) for control plants of cv. Gleva, whereas mature seed dry weights were similar across all four experiments (Table 1). Seed moisture content at maturity was considerably lower where plant irrigation ended 7 days before harvest (Experiment 4), than in the remaining experiments where irrigation continued throughout and provided high moisture contents at maturity.

### Seed longevity

Subsequent longevity in air-dry storage increased substantially from 7 DAA onwards until the penultimate harvest at 36 DAA, with similar longevity at 40 DAA, in the control in Experiment 1 (Fig. 4A). The seed survival curve slopes ( $1/\sigma$ ) did not differ amongst treatments at each harvest, except at 22 and 36 DAA ( $P < 0.05$ ). Longevity did differ amongst the three treatments at all harvests ( $P < 0.05$ ), except for the first comparison at 11 DAA (i.e. shortly after the first termination of irrigation). Longevity of seeds from droughted plants improved earlier during seed development and maturation than in the control. However, where irrigation ended at 7 DAA seed longevity plateaued between 16 and 32 DAA and declined thereafter, and where it ended 14 DAA longevity plateaued between 22 and 26 DAA (with much greater longevity than the 7 DAA treatment) and then declined. Both drought treatments provided similar, poor, longevity from 32 to 40 DAA.

Seeds from the control in Experiment 2 increased in longevity with later harvests until 42 DAA (Fig. 4B); longevity declined thereafter. The pattern of improvement in subsequent longevity of seeds harvested from both drought treatments was identical and also similar to the control until 34 DAA [no difference amongst the three treatments within each harvest from 11 to 34 DAA ( $P > 0.05$ ), but significant differences at all harvests from 42 to 55 DAA ( $P < 0.05$ )]. Seed longevity declined after 34 DAA in both drought treatments: rather more rapidly and considerably from 34 to 42 DAA where plant irrigation ended 14 DAA than



**Table 1.** Comparison of growth regimes, plant phenology and seed development across all four experiments (control treatments, cv. Gleva)

| Experiment | Site | Facility         | Light      | Photoperiod and day temperature (h day <sup>-1</sup> ) | Day/night temperature (°C, mean) | Sowing date       | Irrigation   | Duration to 50% anthesis (DAS)* | HM (DAA)** | Seed dry weight (mg) (s.e.) | Moisture content at harvest (%) |
|------------|------|------------------|------------|--------------------------------------------------------|----------------------------------|-------------------|--------------|---------------------------------|------------|-----------------------------|---------------------------------|
| 1          | PEL  | Growth cabinet   | Artificial | 11                                                     | 28/20 (23.7)                     | 25 November 2014  | Throughout   | 105                             | 40         | 28.4 (0.69)                 | 27.4                            |
| 2          | CEL  | Glasshouse       | Natural    | 12                                                     | 28/20 (24.0)                     | 21 May 2016       | Throughout   | 76                              | 42         | 28.7 (1.46)                 | 24.9                            |
| 3          | PEL  | Glasshouse       | Natural    | 12                                                     | 28/20 (24.0)                     | 11 April 2015     | Throughout   | 85                              | 42         | 31.4 (0.70)                 | 25.8                            |
| 4          | CEL  | Growth cabinet 1 | Artificial | 11                                                     | 28/20 (23.7)                     | 17 September 2016 | Until 35 DAA | 114                             | 42         | 29.3 (0.17)                 | 7.8                             |
| 4          | CEL  | Growth cabinet 2 | Artificial | 11                                                     | 28/20 (23.7)                     | 17 September 2016 | Until 35 DAA | 122                             | 42         | 28.5 (0.05)                 | 7.8                             |

\*DAS, days after sowing; \*\*HM (DAA), harvest maturity, days after 50% anthesis.

the decline from 34 to 49 DAA where irrigation ended 28 DAA. In a further difference to the trends in the control, however, the longevity of seeds from both plant drought treatments improved amongst the late harvests – such that all three treatments provided similar longevity for seeds harvested 56 DAA.

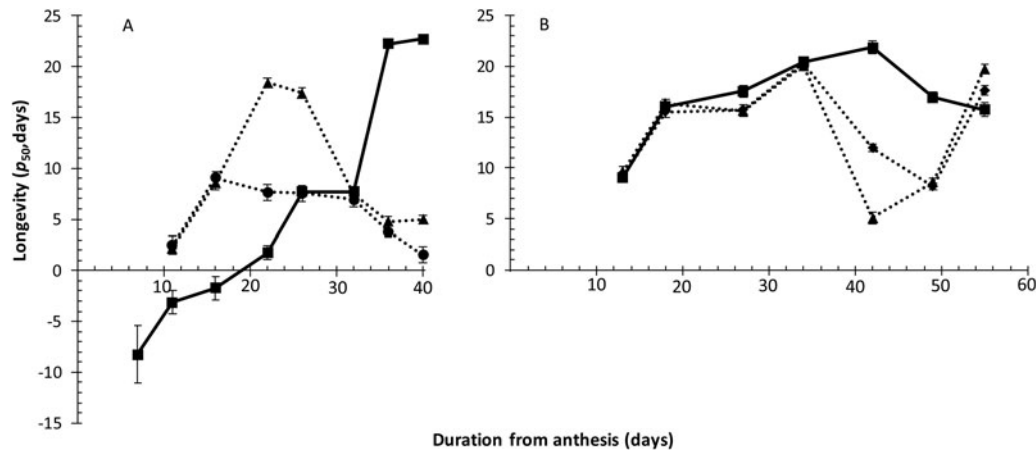
Estimates of the seed survival curve slopes ( $1/\sigma$ ) did not differ amongst the treatments harvested at 42 DAA in Experiment 3 ( $P > 0.05$ ), but longevity did ( $P < 0.00001$ ). The greatest seed longevity was provided by the control, with seeds from the brief HT treatments imposed as late as 21–24 or 24–27 DAA almost as long-lived (Fig. 5). The poorest longevity was provided by the two earliest HT treatments (HT -3 to 0 DAA and 0 to 3 DAA). Intermediate timing of HT, i.e. from 3–6 to 18–21 DAA, resulted in longevity between that of the earliest two treatments and the control. There was a tendency for longevity to improve the later the 3-day HT treatment was imposed – as shown by the rolling mean. The individual estimates of longevity were more variable than indicated by the rolling means, however. The two extreme treatment timings provided values below (HT -3 to 0 DAA) or above (HT 24–27 DAA) extrapolation of the rolling means, whilst the second (HT 0–3 DAA) and penultimate (HT 21–24 DAA) were similarly below and above, respectively, the rolling means (Fig. 5). In between the earliest and latest treatments, HT 12–15 DAA provided similar longevity to the control and considerably above the rolling mean, for example, whereas for HT 9–12 or 18–21 DAA longevity was considerably below the rolling mean and closer to the two shortest-lived treatments (HT applied close to anthesis).

The longevity of seeds of cv. Aeron 1 harvested at 42 DAA from Cabinet 1 in Experiment 4 did not differ significantly amongst the treatments ( $P > 0.05$ ): the control provided the greatest longevity and ending irrigation at 14 DAA combined with HT 14–17 DAA the briefest (Fig. 6A). In Cabinet 2 (Fig. 6B), differences in the longevity of seeds of cv. Aeron 1 were significant ( $P < 0.0001$ ). Longevity was similar to that in Cabinet 1 and also similar amongst all but one treatment: HT at 14–17 DAA provided much greater longevity. The combined stress of ending irrigation at 14 DAA with HT 14–17 DAA resulted in the briefest longevity.

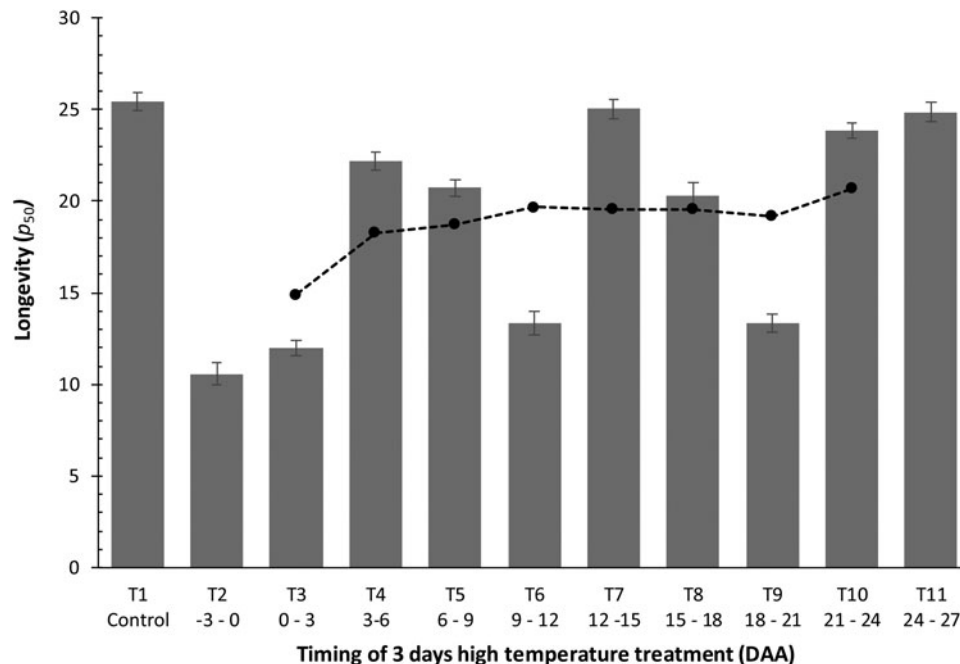
Seed longevity of cv. Gleva (Fig. 6C,D) was more damaged by the stress treatments than cv. Aeron 1 (Fig. 6A,B). The longevity of seeds of cv. Gleva differed significantly amongst treatments in both cabinets ( $P < 0.0001$ ). It was greatest in the control in each cabinet, considerably reduced in all five stress treatments, and least where irrigation ended 14 DAA was combined with HT 14–17 DAA (Fig. 6C,D). In this cultivar, HT stress alone and drought alone also reduced longevity below that of the control.

## Discussion

Drought and high temperature episodes are often concurrent in the field, but their effects on crops and seeds tend to be investigated separately. This was the case in three experiments here, whilst both were investigated together in the final experiment. Modifying each environmental variable affected the temporal pattern of seed development and maturation in terms of seed moisture content, dry weight and seed quality. In flooded rice (paddy) cultivation, water supply generally ends about 7–10 days before harvest (Bouman *et al.*, 2007) – provided sufficient water is available until then – and so much later than the plant drought treatments imposed here. Whilst the effects of high temperature detected here are relevant to all rice production systems, those



**Fig. 4.** The longevity ( $p_{50}$ , estimated by probit analysis) of seeds of Japonica rice cv. Gleva harvested serially during their development and maturation from plants grown in a cabinet at 28/20°C (11 h/13 h, 11 h day<sup>-1</sup> photoperiod) (Experiment 1: A) or a glasshouse at 28/20°C (12 h/12 h, 12 h day<sup>-1</sup> photoperiod) (Experiment 2: B) and stored hermetically at 40°C with  $\pm 15\%$  moisture content. Plants were irrigated throughout (■), or only until 7 (●), or 14 (▲), or 28 DAA (◆). Vertical bars represent  $\pm$  standard error of the estimate, where larger than symbols.

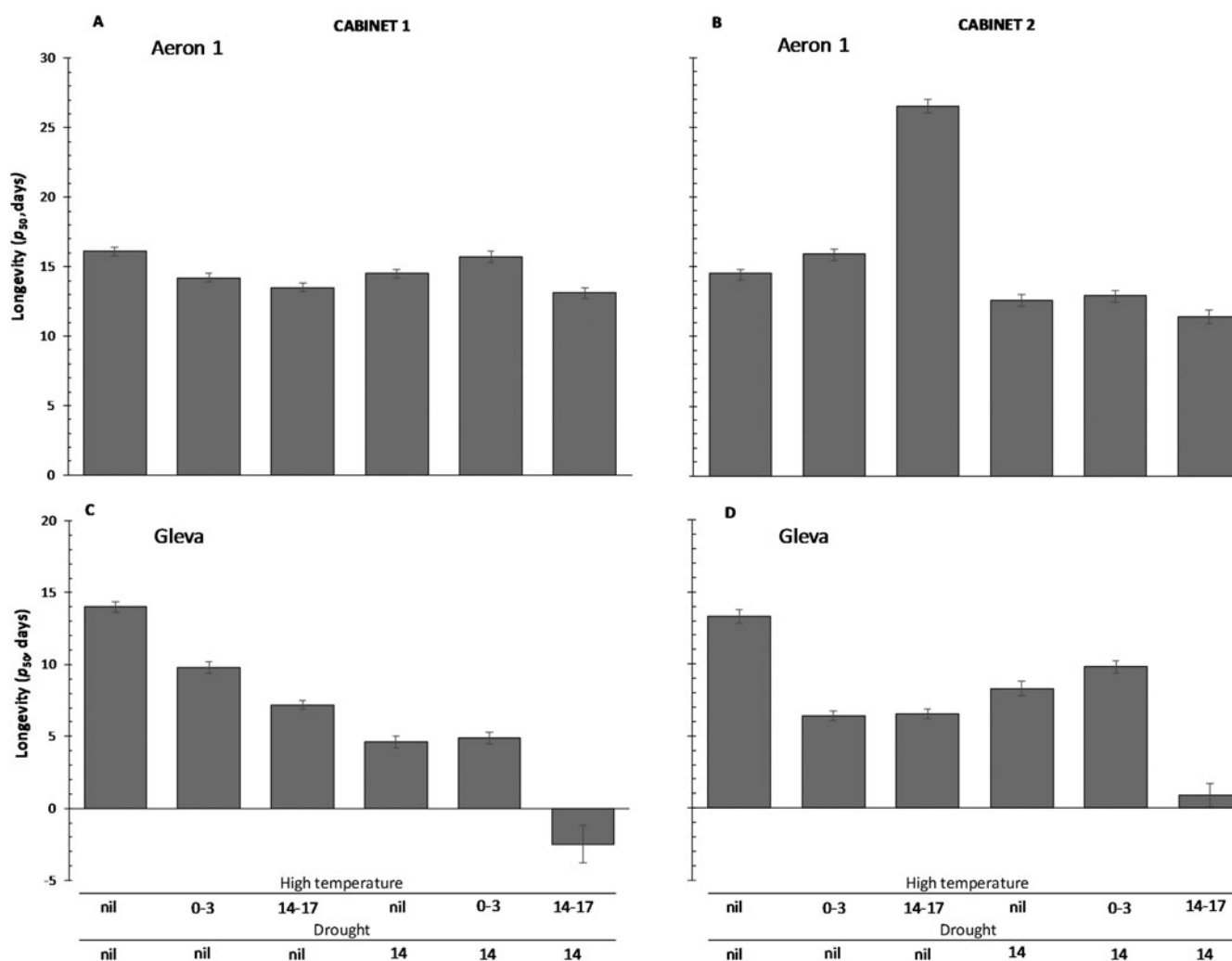


**Fig. 5.** The longevity ( $p_{50}$ , estimated by probit analysis) in hermetic storage at 40°C with  $\pm 15\%$  moisture content of seeds of Japonica rice cv. Gleva harvested at harvest maturity (42 DAA) from plants grown in a glasshouse at 28/20°C (12 h/12 h) with 12 h day<sup>-1</sup> photoperiod throughout (control, T1) or also exposed to 40/30°C (11 h/13 h, 11 h day<sup>-1</sup> photoperiod) for 3 days at one of ten different periods during seed development and maturation (T2–T11). Vertical bars represent  $\pm$  standard error of the estimate, where larger than symbols. The filled symbols from T3 to T10 show the rolling mean of longevity (current, previous and next treatment) from anthesis onwards.

of drought are therefore more relevant to rainfed and upland rice systems.

The control environments varied across the four experiments and this affected plant development (Table 1). The light environment varied considerably between growth cabinets and glasshouses, a rectangular profile (lights on or off) in the former and a curved profile (sun rises and sets) in the latter (and in both cases less light than would be received in field experiments). Results in barley (*Hordeum vulgare* L.) suggest that differences in incident radiation affect final seed dry weight but not subsequent seed longevity (Pieta Filho and Ellis, 1991). There were other

differences in seed development and maturation across the four experiments. In particular, seed moisture content at harvest was low in Experiment 4, because the irrigation of all plants had ended earlier. At the other extreme, where irrigation continued until the end of the experiment seed moisture content remained high (e.g. controls in Fig. 1A,B). The latter values are similar to those for mature rice seeds harvested in the field in flooded rice cultivation (Whitehouse *et al.*, 2015). Rice seed moisture content at maturity appears to vary more with ambient environment than is the case in other cereals. Despite such differences amongst experiments in seed production environment and the dynamics



**Fig. 6.** The longevity ( $p_{50}$ , estimated by probit analysis) of seeds of Indica rice cv. Aeron 1 (A,B) and Japonica rice cv. Gleva (C,D) from plants grown in cabinets (1,2) at 28/20°C (11 h/13 h, 11 h day<sup>-1</sup> photoperiod) with irrigation throughout or ended at 14 DAA with or without brief exposure to 40/30°C (11 h/13 h, 11 h day<sup>-1</sup> photoperiod) at either 0–3 or 14–17 DAA, harvested 42 DAA and stored hermetically at 40°C with 15% moisture content. Vertical bars represent  $\pm$  standard error of the estimate, where larger than symbols. The seed survival curves provided by probit analysis to estimate  $p_{50}$  are quantified in Supplementary Table 1, together with the seed storage moisture content for each curve.

of seed filling and desiccation, consistent effects of treatments were detected.

Drought (plant irrigation ended early) resulted in more rapid seed development including more rapid decline in seed moisture content, an earlier end to seed filling, and reduced seed dry weight (e.g. Fig. 1). The latter is a common consequence of drought stress during the reproductive phase in rice (e.g. Zakaria *et al.*, 2002; Kato *et al.*, 2004; Sikuku *et al.*, 2010; Sabetfar *et al.*, 2013; Dasgupta *et al.*, 2015). Brief exposure to high temperature early in the reproductive phase may also reduce rice seed dry weight (e.g. Prasad *et al.*, 2006; Kim *et al.*, 2011; Martínez-Eixarch and Ellis, 2015; Shi *et al.*, 2016; Wu *et al.*, 2016), as detected here when applied close to anthesis (e.g. Fig. 2). Combining drought with high temperature stress resulted in greater reduction in seed dry weight than each stress alone in the Japonica cv. Gleva (Fig. 3G,H), whereas Indica cv. Aeron 1 was less severely affected (Fig. 3E,F).

Exposing rice plants to each of drought and/or high temperature during the reproductive phase damaged subsequent seed quality, but this varied between cultivars and with treatment

timing. Some evidence of such damage was detected in the Indica cv. Aeron 1 (e.g. Fig. 3I,J), but seed quality in the Japonica cv. Gleva was more vulnerable to damage from these stresses (Fig. 3K,L; Fig. 6C,D). In rice, Japonica cultivars often show poorer seed storage longevity than Indica cultivars (Chang, 1991), as here (Fig. 6), whilst damage to seed quality from higher temperature seed production regimes is more likely in Japonica than Indica cultivars (Ellis *et al.*, 1993; Ellis and Hong, 1994; Rao and Jackson, 1996, 1997).

Variation amongst panicles in the timing of anthesis was greater than the duration of each of the brief high temperature episodes in Experiment 3. The rolling mean for longevity and most individual observations showed that these 3-day HT treatments were more damaging to rice seed quality close to anthesis compared with later in seed development in cv. Gleva, but with poor longevity also detected with HT at 9–12 or 18–21 DAA (Fig. 5). Hence some damage from HT was detected until towards the end of the seed-filling phase (from comparison with other experiments), but was particularly severe around anthesis and histodifferentiation, mid-seed filling, and late seed filling/early

maturation drying. Similarly in Experiment 4, seed longevity in cv. Gleva was reduced by HT at 0–3 and at 14–17 DAA (anthesis and histodifferentiation, and mid- to late-seed filling), but when combined with late drought stress (from 14 DAA) more at 14–17 than at 0–3 DAA (Fig. 6C,D). This confirms the earlier general suggestion that such damage to Japonica rice seed results from exposure to high temperature before maturation drying (Ellis, 2011). Our results are also in broad agreement with those where most damage to Japonica rice seed coincided with exposure to HT at anthesis and histodifferentiation, with some damage also detected from HT just before anthesis and at mid-late seed filling (Martínez-Eixarch and Ellis, 2015). The most sensitive period to brief HT for subsequent seed quality was from anthesis to midway through seed filling in wheat also with yet greater damage from HT from a longer-duration treatment (Nasehzadeh and Ellis, 2017).

The earliest drought treatment provided here was later than anthesis and was progressive from when irrigation ended. Drought accelerated seed development and maturation but also damaged seed quality development, such that maximum quality was reduced, and the earlier drought was imposed the greater this damage (e.g. Figs 1E, 4A). As with high-temperature stress, seed quality of the Japonica cv. Gleva was more vulnerable to drought stress than the Indica cv. Aeron 1. The literature on the effect of drought during seed development and maturation on seed quality is less extensive than that for high temperature. Drought accelerated seed quality development in *B. campestris* with a small improvement in maximum longevity (Sinniah *et al.*, 1998a), whereas it reduced ability to germinate after harvest in soya bean (Smiciklas *et al.*, 1989) and pea (Fougereux *et al.*, 1997), or after accelerated ageing in barley (Samarah and Alqudah, 2011), soya bean (Vieira *et al.*, 1991), pea (Nichols *et al.*, 1978), and wheat (Tarawneh *et al.*, 2019). The temporal patterns and sequence of seed development and of seed quality development in most treatments (Figs 1, 4) and previous investigations in rice (Ellis *et al.*, 1993; Ellis and Hong, 1994; Tejakhod and Ellis, 2018) were broadly similar. Seed quality continued to improve after the end of the seed filling phase in both drought treatments in Experiment 1 and all treatments in Experiment 2, but the control treatments differed between experiments. The Experiment 1 control showed delayed loss in moisture (Fig. 1A,B), an extended period of seed filling (Fig. 1C,D), later development of ability to germinate (Fig. 1E,F), and slower development of post-harvest, air dry longevity (Fig. 4) than Experiment 2 – or previous studies. Water stress shortens the period of seed filling because it regulates the cessation of seed growth (Egli, 1998), as here (Fig. 1). Within a genotype, there is no pre-determined duration of seed filling – it is dependent upon the within-seed environment (Egli, 1998). Control seeds in Experiment 1 were wetter than those of Experiment 2 at 14–40 DAA (Fig. 1A,B); hence the former's longer period of seed filling.

Despite differences in seed desiccation and filling between the controls, both these experiments provided a clear effect of plant drought on seeds. Imposing drought on plants in Experiment 1 resulted in earlier development of seeds' ability to germinate but also (later on) an earlier decline (Fig. 1E); and greater earlier improvement in subsequent seed longevity but also earlier decline than the control thereafter (Fig. 4A). In Experiment 2, seeds from droughted plants did not lose moisture until after the seed filling phase when the development of ability to germinate was almost complete, which is when the treatments were imposed (Fig. 1B, D,E). Nonetheless, subsequent seed longevity declined before

the control (Fig. 4B). Differences in the pattern of increase and then decline in subsequent longevity, earlier than in the control, were a consequence of the drought treatments and earlier seed desiccation, despite no effects on either seed filling or the development of ability to germinate. In both experiments the sequence of results corresponded with that for ending irrigation, as reported for *B. campestris* (Sinniah *et al.*, 1998a). These findings on the impact of drought on rice seed quality from controlled environment studies require independent appraisal in field studies, particularly in regions with upland rice production systems.

Earlier predictions of rice seed storage longevity ( $\sigma$ ) (Ellis and Hong, 2007) provided good agreement in a recent study with results for Indica but over-estimated those for Japonica rice (Tejakhod and Ellis, 2018). On the other hand, Whitehouse *et al.* (2018) found that the independent predictions generally over-estimated  $\sigma$  for all rice cultivars investigated. The latter was also the case here: a few observations were close to the predicted values but the majority were considerably lower, with estimates of  $\sigma = 2$ –12 days compared with predictions of  $\sigma = 11$ –15 days for the 80 seed lots (Supplementary Figure 1). Absolute longevity ( $p_{50}$ ) was generally good in the better production regimes (e.g. mature seed controls) for the storage environment (e.g. at 40–42 DAA in Fig. 4A), but variability in survival periods amongst individuals within each seed lot was limited and hence the small estimates of  $\sigma$ .

The durations of embryogenesis and seed development are minor compared with that of late seed maturation, particularly in rice (Leprince *et al.*, 2017). That was the case here, except for one unusual result (Experiment 1 control). The major events and regulatory pathways during late seed maturation affect subsequent ability to germinate, tolerate desiccation, and longevity, including chlorophyll degradation and the accumulation of raffinose family oligosaccharides, late embryogenesis abundant proteins, RNA and heat-shock proteins (Sinniah *et al.*, 1998b; Chatelain *et al.*, 2012; Leprince *et al.*, 2017; Dirk and Downie, 2018). The number of different pathways, together with differences in the timing of when they are most active (e.g. Sinniah *et al.*, 1998b), may help to explain why brief HT damaged subsequent longevity to differing extents when applied at different times in Experiments 3 (Fig. 5) and 4 (Fig. 6).

This is relevant to the drought treatments which coincided with late seed maturation here, and in some cases with seed filling, whereas high temperature was not damaging in late seed maturation. The latter tallies somewhat with several *ex planta* studies where brief high temperature in late seed maturation increased rice seed longevity (Whitehouse *et al.*, 2015, 2017, 2018). Earlier in development, high-temperature treatment during embryogenesis at 39°C for 24–72 hours just after fertilization disrupted endosperm development in rice, producing irregular-shaped small seeds, and also reduced viability substantially, whilst at 35°C the regulation of abscisic acid and gibberellin biosynthesis genes was perturbed (Begcy *et al.*, 2018). Treatment at 40°C was less damaging here than that at 39°C in that research, perhaps because it was provided in a diurnal cycle for only 11 or 12 h day<sup>-1</sup>.

In Experiment 2, seed harvests were extended well beyond normal harvest date (in rice seed production, harvest would not be so delayed because seeds would be shed or damaged by wind, rain or rats). We delayed harvest considerably in order to determine whether, and if so when, seed longevity in the control began to decline *in planta* after harvest maturity. This was indeed the case, but most surprisingly the earlier decline in seed longevity



in the two drought treatments was then reversed by 49–55 DAA (Fig. 4B). We cannot explain this reversal. It might be erroneous, but the results were consistent: it was detected in both drought treatments; in the greater drought stress the positive trend was consistent across three observations (42, 49, 55 DAA; Fig. 4B); the opposite trend was detected in the control over this period; and ability to germinate was close to 100% throughout this period (Fig. 1F). In other studies close to harvest maturity, subsequent seed longevity has been improved by dehydration after brief seed rehydration *in planta* in wheat (Ellis and Yadav, 2016; Yadav and Ellis, 2016) and by brief high-temperature drying treatments to moist (>>16% moisture content) rice seed *ex planta* (Whitehouse *et al.*, 2015, 2017, 2018). In our study, seed moisture content was then (42–55 DAA) low (12.6–13.6%, Fig. 1B). The former explanation is therefore not appropriate, but Whitehouse *et al.* (2015, 2017, 2018) did report some benefit to rice seed longevity from brief periods of warmer temperature *ex planta* at harvest maturity in drier (<16% moisture content) seeds.

Evaluating the potential impacts of climate change over the remainder of the 21st century (IPCC, 2014) on future rice production includes a need to account for the coincidence of environmental extremes with vulnerable stages of crop phenology. If high day temperatures (Jagadish *et al.*, 2007) and/or high night temperatures (Coast *et al.*, 2015) coincide with anthesis in rice then seed set is damaged which reduces crop yield. The current results emphasize that seed quality in rice is also damaged by a similar temporal coincidence of environmental extremes with phenology: seed quality is particularly sensitive to damage from brief episodes of high-temperature and/or drought if they coincide with anthesis or shortly afterwards.

**Acknowledgements.** We thank Caroline Hadley, Val Jasper, Laurence Hanson, Liam Doherty, Matthew Richardson and Tobias Lane for technical support.

**Financial support.** This research was supported by a scholarship to S.M.A.R. from the Fellowship Program of Skim Latihan Akademik Bumiputera (SLAB) funded by the Minister of Higher Education, Malaysia, and Universiti Teknologi Mara.

**Supplementary Material.** To view Supplementary Material for this article, please visit: <https://doi.org/10.1017/S0960258519000217>

## References

- Arora VK (2006) Application of a rice growth and water model in an irrigated semi-arid subtropical environment. *Agricultural Water Management* **83**, 51–57.
- Barnabas B, Jager K and Feher A (2008) The effect of drought and heat stress on reproductive processes in cereals. *Plant Cell and Environment* **31**, 11–38.
- Begcy K, Sandhu J and Walia H (2018) Transient heat stress during early seed development primes germination and seedling establishment in rice. *Frontiers in Plant Science* **9**, 1768. doi: 10.3389/fpls.2018.01768
- Bouman BAM, Lampayan R and Tuong TP (2007) *Water Management in Irrigated Rice. Coping with Water Scarcity*. Los Baños, Philippines: International Rice Research Institute.
- Bouman BAM, Peng S, Castañeda AR and Visperas RM (2005) Yield and water use of irrigated tropical aerobic rice systems. *Agricultural Water Management* **74**, 87–105.
- Bouman BAM and Tuong TP (2001) Field water management to save water and increase its productivity in irrigated lowland rice. *Agriculture Water Management* **49**, 11–30.
- Chang TT (1991) Findings from a 28-year seed viability experiment. *International Rice Research Newsletter* **16**, 5–6.
- Chatelain E, Hundertmark M, Leprince O, Gall SL, Satour P, Deligny-Penninck S, Rogniaux H and Buitink J (2012) Temporal profiling of the heat-stable proteome during late maturation of *Medicago truncatula* seeds identifies a restricted subset of late embryogenesis abundant proteins associated with longevity. *Plant, Cell and Environment* **35**, 1440–1455.
- Coast O, Ellis RH, Murdoch AJ, Quiñones C and Jagadish KSV (2015) High night temperature induces contrasting responses for spikelet fertility, spikelet tissue temperature, flowering characteristics and grain quality in rice. *Functional Plant Biology* **42**, 149–161.
- Dasgupta P, Das BS and K-Sen S (2015) Soil water potential and recoverable water stress in drought tolerant and susceptible rice varieties. *Agricultural Water Management* **152**, 110–118.
- Dirk LMA and Downie AB (2018). An examination of Job's rule: protection and repair of the proteins of the translational apparatus in seeds. *Seed Science Research* **28**, 168–181.
- Egli DB (1998) *Seed Biology and the Yield of Grain Crops*. Wallingford, UK: CABI.
- Ellis RH (2011) Rice seed quality development and temperature during late development and maturation. *Seed Science Research* **21**, 95–101.
- Ellis RH (2019) Temporal patterns of seed quality development, decline, and timing of maximum quality during seed development and maturation. *Seed Science Research* **29**, 135–142.
- Ellis RH, Hong TD and Roberts EH (1983) Safe procedures for the removal of rice seed dormancy. *Seed Science and Technology* **11**, 77–112.
- Ellis RH, Hong TD and Jackson MT (1993) Seed production environment, time of harvest, and the potential longevity of seeds of 3 cultivars of rice (*Oryza sativa* L.). *Annals of Botany* **72**, 583–590.
- Ellis RH and Hong TD (1994) Desiccation tolerance and potential longevity of developing seeds of rice (*Oryza sativa* L.). *Annals of Botany* **73**, 501–506.
- Ellis RH and Hong TD (2007) Seed longevity – moisture content relationships in hermetic and open storage. *Seed Science and Technology* **35**, 423–431.
- Ellis RH and Roberts EH (1980) Improved equations for the prediction of seed longevity. *Annals of Botany* **45**, 13–30.
- Ellis RH and Yadav G (2016) Effect of simulated rainfall during wheat seed development and maturation on subsequent seed longevity is reversible. *Seed Science Research* **26**, 67–76.
- Fougereux JA, Dore T, Ladonne F and Fleury A (1997) Water stress during reproductive stages affects seed quality and yield of pea. *Crop Science* **37**, 1247–1252.
- Ghassemi-Golezani K, Chadordooz-Jeddi A, Nasrollahzadeh S and Moghaddam M (2010) Effects of hydro-priming duration on seedling vigour and grain yield of pinto bean (*Phaseolus vulgaris* L.) cultivars. *Notulae Botanicae Horti Agrobotanici Cluj-Napoca* **38**, 109–113.
- Ghassemi-Golezani K, Lotfi R and Norouzi M (2012) Seed quality of soybean cultivars affected by pod position and water stress at reproductive stages. *International Journal of Plant, Animal and Environmental Sciences* **2**, 119–125.
- IPCC (2014) *Climate Change 2014: Impacts, Adaptation, and Vulnerability. Part A: Global and Sectoral Aspects*. Contribution of working group II to the fifth assessment report of the Intergovernmental Panel on Climate Change. Cambridge, UK: Cambridge University Press.
- ISTA (2013) *International Rules for Seed Testing*. Bassersdorf, Switzerland: International Seed Testing Association.
- Jagadish SVK, Craufurd PQ and Wheeler TR (2007) High temperature stress and spikelet fertility in rice (*Oryza sativa* L.). *Journal of Experimental Botany* **58**, 1627–1635.
- Jagadish SVK, Craufurd PQ and Wheeler TR (2008) Phenotyping parents of mapping populations of rice (*Oryza sativa* L.) for heat tolerance during anthesis. *Crop Science* **48**, 1140–1146.
- Kamoshita A, Babu RC, Manikanda Boopathi N and Fukai S (2008) Phenotypic and genotypic analysis of drought-resistance traits for development of rice cultivars adapted to rainfed environments. *Field Crops Research* **109**, 1–23.
- Kato Y, Abe J, Kamoshita A and Yamagishi J (2006) Genotypic variation in root growth angle in rice (*Oryza sativa* L.) and its association with deep root development in upland fields with different water regimes. *Plant and Soil* **287**, 117–129.



- Kato Y, Satoshi H, Akiniko K, Abe J, Urasaki K and Yamagishi J (2004) Enhancing grain yield of rice (*Oryza sativa* L.) under upland conditions in Japan. 4th International Crop Science Congress, Brisbane, Australia.
- Kim J, Shon J, Lee CK, Yang W, Yoon Y, Yang WH, Kim YG and Lee BW (2011) Relationship between grain filling duration and leaf senescence of temperate rice under high temperature. *Field Crops Research* **122**, 207–213.
- Leprince O, Pellizzaro A, Berriri S and Buitink J (2017) Late seed maturation: drying without dying. *Journal of Experimental Botany* **68**, 827–841.
- Martínez-Eixarch M and Ellis RH (2015) Temporal sensitivities of rice seed development from spikelet fertility to viable mature seed to extreme-temperature. *Crop Science* **55**, 354–364.
- Moffat AS (2002) Plant genetics – finding new ways to protect drought-stricken plants. *Science* **296**, 1226–1229.
- Murty MVR and Kondo M (2001) Upland: a simulation model for water balance in upland soils. IRRRI Technical Bulletin No. 7. Los Baños, Philippines: International Rice Research Institute.
- Nasehzadeh M and Ellis RH (2017) Wheat seed weight and quality differ temporally in sensitivity to warm or cool conditions during seed development and maturation. *Annals of Botany* **120**, 479–493.
- Nichols MA, Warrington IJ and Scott DJ (1978) Pre-harvest treatment effects on some quality criteria of pea seeds. *Acta Horticulturae* **83**, 113–124.
- O'Toole JC (1982) Adaptation of rice to drought-prone environment, pp. 195–213 in *Drought Resistance in Crops with Emphasis on Rice*. Los Baños, Philippines: International Rice Research Institute.
- Pennisi E (2008) The blue revolution, drop by drop, gene by gene. *Science* **320**, 171–173.
- Pieta Filho C and Ellis RH (1991) The development of seed quality in spring barley in four environments. I. Germination and longevity. *Seed Science Research* **1**, 163–177.
- Prasad PVV, Boote KJ, Allen LH, Sheehy JE and Thomas JMG (2006) Species, ecotype and cultivar differences in spikelet fertility and harvest index of rice in response to high temperature stress. *Field Crops Research* **95**, 398–411.
- Rao N and Jackson MT (1996) Seed longevity of rice cultivars and strategies for their conservation in genebanks. *Annals of Botany* **77**, 251–260.
- Rao N and Jackson MT (1997) Effect of sowing date and harvest time on longevity of rice seeds. *Seed Science Research* **7**, 13–20.
- Rizhsky L, Liang HJ and Mittler R (2002) The combined effect of drought stress and heat shock on gene expression in tobacco. *Plant Physiology* **130**, 1143–1151.
- Sabetfar S, Ashouri M, Amiri E and Babazadeh S (2013) Effect of drought stress at different growth stages on yield and yield component of rice plant. *Persian Gulf Crop Protection* **2**, 14–18.
- Samarah N and Alqudah A (2011) Effects of late-terminal drought stress on seed germination and vigour of barley (*Hordeum vulgare* L.). *Archives of Agronomy and Soil Science* **57**, 27–32.
- Shah NH and Paulsen GM (2003) Interaction of drought and high temperature on photosynthesis and grain-filling of wheat. *Plant and Soil* **257**, 219–226.
- Shi W, Yin X, Struik PC, Xie F, Schmidt RC and Jagadish KSV (2016) Grain yield and quality responses of tropical hybrid rice to high night-time temperature. *Field Crops Research* **190**, 18–25.
- Sikuku P, Netondo GW, Onyango JC and Musyimi DM (2010) Effects of water deficit on physiology and morphology of three varieties of nerica rainfed rice (*Oryza sativa* L.). *Journal of Agricultural and Biological Science* **5**, 23–28.
- Sinniah UR, Ellis RH and John P (1998a) Irrigation and seed quality development in rapid-cycling brassica: seed germination and longevity. *Annals of Botany* **82**, 309–314.
- Sinniah UR, Ellis RH and John P (1998b) Irrigation and seed quality development in rapid-cycling brassica: soluble carbohydrates and heat-stable proteins. *Annals of Botany* **82**, 647–655.
- Smiciklas KD, Mullen RE, Carlson RE and Knapp AD (1989) Drought induced stress effects on soybean seed calcium and seed quality. *Crop Science* **29**, 1519–1523.
- Stagnari F, Galièni A and Pisante M (2016) Drought stress effects on crop quality, pp. 375–392 in Ahmad P (ed), *Water Stress and Crop Plants: A Sustainable Approach, Volume 2*. Chichester, UK: Wiley.
- Tao H, Brueck H, Dittert K, Kreye C, Lin S and Sattelmacher B (2006) Growth and yield formation of rice (*Oryza sativa* L.) in the water-saving ground cover rice production system (GCRPS). *Field Crops Research* **95**, 1–12.
- Tarawneh RA, Szira F, Monostori I, Behrens A, Alqudah AM, Thumm S, Lohwasser U, Röder MS, Börner A and Nagel M (2019) Genetic analysis of drought response of wheat following either chemical desiccation or the use of a rain-out shelter. *Journal of Applied Genetics* **60**, 137–146.
- Teixeira EI, Fischer G, Velthuizen HV, Walter C, Ewert F (2013) Global hot-spots of heat stress on agricultural crops due to climate change. *Agricultural and Forest Meteorology* **170**, 206–215.
- Tejakhod S and Ellis RH (2018) Effect of simulated flooding during rice seed development and maturation on subsequent seed quality. *Seed Science Research* **28**, 72–81.
- Vieira RD, Tekrony DM and Egli DB (1991) Effects of drought stress on soybean germination and vigor. *Journal of Seed Technology* **15**, 12–21.
- Wassmann R, Jagadish SVK, Heuer S, Ismail A, Redoná E, Serraj R, Singh RK, Howell G, Pathak H and Sumfleth K (2009) Climate change affecting rice production: the physiological and agronomic basis for possible adaptation strategies. *Advances in Agronomy* **101**, 59–122.
- Whitehouse KJ, Hay FR and Ellis RH (2015) Increases in the longevity of desiccation-phase developing rice seeds: response to high-temperature drying depends on harvest moisture content. *Annals of Botany* **116**, 245–259.
- Whitehouse KJ, Hay FR and Ellis RH (2017) High-temperature stress during drying improves subsequent rice (*Oryza sativa* L.) seed longevity. *Seed Science Research* **27**, 281–291.
- Whitehouse KJ, Hay FR and Ellis RH (2018) Improvement in rice seed storage longevity from high-temperature drying is a consistent positive function of harvest moisture content above a critical value. *Seed Science Research* **28**, 332–339.
- Wu Y.-C., Chang SJ and Lur H.-S. (2016) Effects of field high temperature on grain yield and quality of a subtropical type japonica rice – Pon-Lai rice. *Plant Production Science* **19**, 145–153.
- Yadav G and Ellis RH (2016) Development of ability to germinate and of longevity in air-dry storage in wheat seed crops subjected to rain shelter or simulated supplementary rainfall. *Seed Science Research* **26**, 332–341.
- Yeo ME, Cuartero J, Flowers TJ and Yeo AR (1996) Gas exchange, water loss and biomass production in rice and wild *Oryza* species in well-watered and water-limiting growth conditions. *Botanica Acta* **110**, 32–42.
- Yoshida S (1981) *Fundamentals of Rice Crop Science*. Los Baños, Philippines: International Rice Research Institute.
- Zainal Z, Shamsudin MN, Mohamed ZA, Adam SU and Kaffashi S (2014) Assessing the impact of climate change on paddy production in Malaysia. *Research Journal of Environmental Sciences* **8**, 331–341.
- Zainudin H, Sariam O, Chan CS, Azmi M, Saad A, Alias I and Marzukhi H (2014) Performance of selected aerobic rice varieties cultivated under local condition. *Journal of Tropical Agriculture and Food Science* **42**, 175–182.
- Zakaria S, Matsuda S, Tajima S and Nitta Y (2002) Effect of high temperature at accumulation in seed ripening stage on the reserve in some rice cultivars. *Plant Production Science* **5**, 160–168.
- Zehtab-Salmasi S, Ghassemi-Golezani K and Moghbeli S (2006) Effect of sowing date and limited irrigation on the seed yield and quality of dill (*Anethum graveolens* L.). *Turkish Journal of Agriculture* **30**, 281–286.
- Zeigler RS and Puckridge DW (1995) Improving sustainable productivity in rice-based rainfed lowland systems of South and Southeast Asia. *GeoJournal* **35**, 307–324.