

Indian ornamental tarantula (Poecilotheria regalis) venom affects myoblast function and causes skeletal muscle damage

Article

Supplemental Material

Creative Commons: Attribution 4.0 (CC-BY)

Correction

Richards, N. J., Alqallaf, A., Mitchell, R. D., Parnell, A., Haidar, H. B., Almeida, J. R., Williams, J., Vijayakumar, P., Balogun, A., Matsakas, A., Trim, S. A., Patel, K. and Vaiyapuri, S.

ORCID: <https://orcid.org/0000-0002-6006-6517> (2023) Indian ornamental tarantula (*Poecilotheria regalis*) venom affects myoblast function and causes skeletal muscle damage. *Cells*, 12 (16). 2074. ISSN 2073-4409 doi:

<https://doi.org/10.3390/cells12162074> Available at

<https://centaur.reading.ac.uk/113016/>

It is advisable to refer to the publisher's version if you intend to cite from the work. See [Guidance on citing](#).

To link to this article DOI: <http://dx.doi.org/10.3390/cells12162074>

Publisher: MDPI

All outputs in CentAUR are protected by Intellectual Property Rights law, including copyright law. Copyright and IPR is retained by the creators or other copyright holders. Terms and conditions for use of this material are defined in the [End User Agreement](#).

www.reading.ac.uk/centaur








CentAUR

Central Archive at the University of Reading

Reading's research outputs online

Correction

Correction: Richards et al. Indian Ornamental Tarantula (*Poecilotheria regalis*) Venom Affects Myoblast Function and Causes Skeletal Muscle Damage. *Cells* 2023, 12, 2074

Nicholas J. Richards ¹, Ali Alqallaf ^{1,2}, Robert D. Mitchell ³, Andrew Parnell ^{1,3}, Husain Bin Haidar ¹, José R. Almeida ⁴, Jarred Williams ⁴, Pradeep Vijayakumar ⁴, Adedoyin Balogun ⁵, Antonios Matsakas ⁵, Steven A. Trim ⁶, Ketan Patel ^{1,*} and Sakhivel Vaiyapuri ^{4,*}

¹ School of Biological Sciences, University of Reading, Reading RG6 6UB, UK; n.j.richards@pgr.reading.ac.uk (N.J.R.); a.alqallaf@pgr.reading.ac.uk (A.A.); andrewparnell@micregen.com (A.P.); h.m.binhaidar@pgr.reading.ac.uk (H.B.H.)

² Medical Services Authority, Ministry of Defence, Kuwait City 13012, Kuwait

³ Micregen Ltd., Thames Valley Science Park, Reading RG2 9LH, UK; robertmitchell@micregen.com

⁴ School of Pharmacy, University of Reading, Reading RG6 6UB, UK; j.r.dealmeida@reading.ac.uk (J.R.A.); j.williams4@pgr.reading.ac.uk (J.W.); pradeep.vijayakumar@pgr.reading.ac.uk (P.V.)

⁵ Molecular Physiology Laboratory, Centre for Biomedicine, Hull York Medical School, Hull HU6 7RX, UK; adedoyin.balogun@nhs.net (A.B.); antonios.matsakas@hyms.ac.uk (A.M.)

⁶ Venomtech Ltd., Sandwich CT13 9FE, UK; s.trim@venomtech.co.uk

* Correspondence: ketan.patel@reading.ac.uk (K.P.); s.vaiyapuri@reading.ac.uk (S.V.)

Error in Figure

In the original publication [1], there was a mistake in Figure 1 as published. In Figure 1C, the panels for “4 hours” and “24 hours” were the same. The corrected Figure 1 appears below. The authors state that the scientific conclusions are unaffected. This correction was approved by the Academic Editor. The original publication has also been updated.



Received: 6 November 2024

Accepted: 2 December 2024

Published: 27 January 2025

Citation: Richards, N.J.; Alqallaf, A.; Mitchell, R.D.; Parnell, A.; Haidar, H.B.; Almeida, J.R.; Williams, J.; Vijayakumar, P.; Balogun, A.; Matsakas, A.; et al. Correction: Richards et al. Indian Ornamental Tarantula (*Poecilotheria regalis*) Venom Affects Myoblast Function and Causes Skeletal Muscle Damage. *Cells* 2023, 12, 2074. *Cells* 2025, 14, 191. <https://doi.org/10.3390/cells14030191>

Copyright: © 2025 by the authors. Licensee MDPI, Basel, Switzerland. This article is an open access article distributed under the terms and conditions of the Creative Commons Attribution (CC BY) license (<https://creativecommons.org/licenses/by/4.0/>).

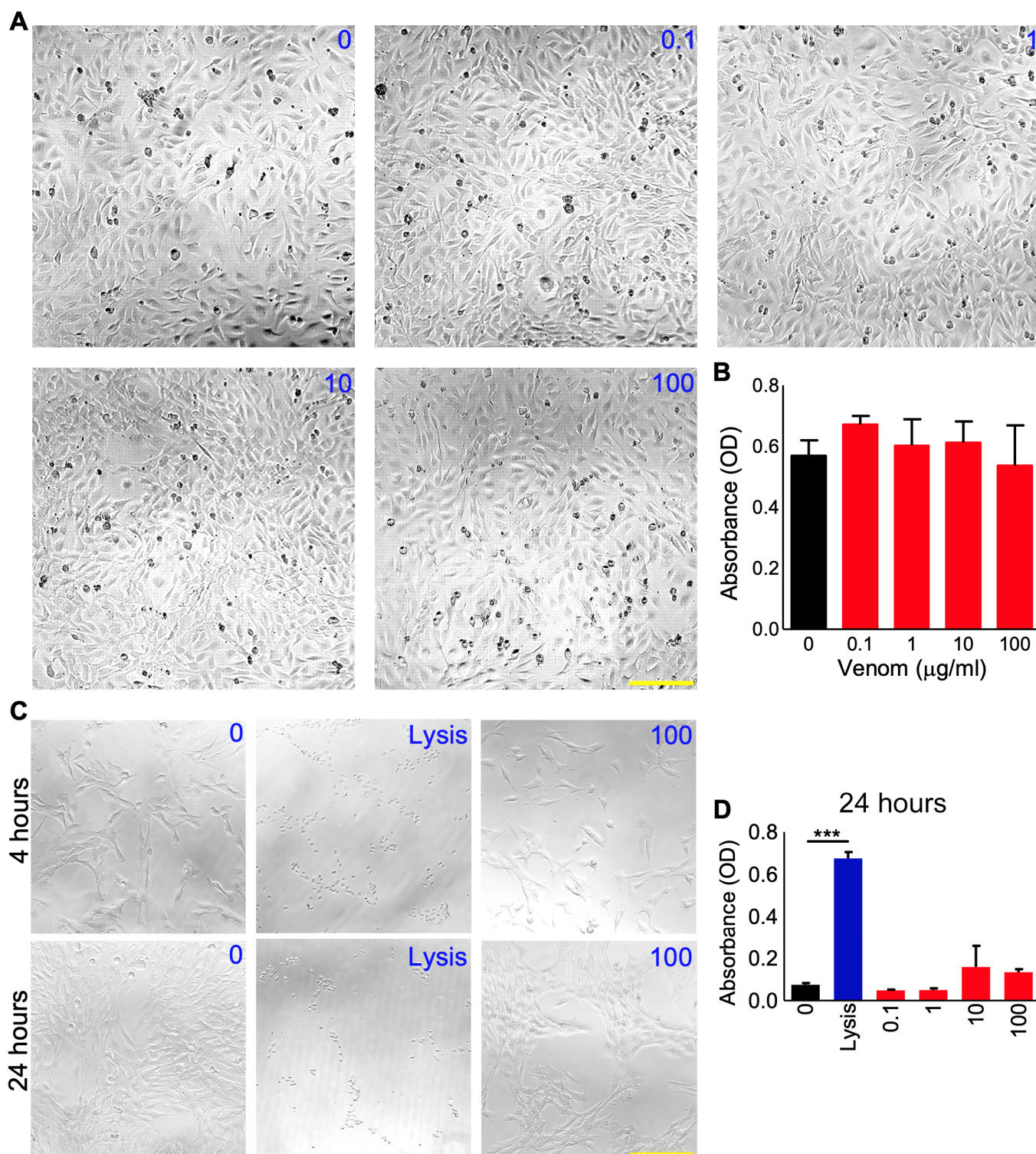


Figure 1. Effects of *P. regalis* venom on the survival of C2C12 myoblast cells. The morphology (A) and viability (assessed using an MTS reagent) (B) of C2C12 cells were analysed after 24 h of incubation with various concentrations (0 to 100 µg/mL) of venom. Similarly, (C) the effects of a range of concentrations of venom on C2C12 cells were assessed using a lactate dehydrogenase assay at four and 24 h following treatment. A lysis buffer containing Triton-X 100 (Lysis) was used as a positive control in this assay. The images shown are representative of three independent experiments, and the quantified data (D) show the level of absorbance obtained in this assay. Data represent the mean ± SEM ($n = 3$). The scale bars represent 200 µm and are applicable to all the images in each panel. The p -value shown (***) $p < 0.001$) was calculated using one-way ANOVA.

Reference

1. Richards, N.J.; Alqallaf, A.; Mitchell, R.D.; Parnell, A.; Haidar, H.B.; Almeida, J.R.; Williams, J.; Vijayakumar, P.; Balogun, A.; Matsakas, A.; et al. Indian Ornamental Tarantula (*Poecilotheria regalis*) Venom Affects Myoblast Function and Causes Skeletal Muscle Damage. *Cells* **2023**, *12*, 2074. [[CrossRef](#)] [[PubMed](#)]

Disclaimer/Publisher's Note: The statements, opinions and data contained in all publications are solely those of the individual author(s) and contributor(s) and not of MDPI and/or the editor(s). MDPI and/or the editor(s) disclaim responsibility for any injury to people or property resulting from any ideas, methods, instructions or products referred to in the content.