

Recyclable base-triggered ‘debond-on-demand’ aliphatic polyurethane adhesives: engineering adhesion for use in inkjet formulations

Article

Published Version

Creative Commons: Attribution 4.0 (CC-BY)

Open Access

Hyder, M. J., Godleman, J., Kyriacou, A., Reynolds, S. W., Hallett, J. E. ORCID: <https://orcid.org/0000-0002-9747-9980>, Zinn, T., Harries, J. L. and Hayes, W. ORCID: <https://orcid.org/0000-0003-0047-2991> (2025) Recyclable base-triggered ‘debond-on-demand’ aliphatic polyurethane adhesives: engineering adhesion for use in inkjet formulations. ACS Applied Engineering Materials. ISSN 2771-9545 doi: 10.1021/acsaenm.5c00390 Available at <https://centaur.reading.ac.uk/123624/>

It is advisable to refer to the publisher’s version if you intend to cite from the work. See [Guidance on citing](#).

To link to this article DOI: <http://dx.doi.org/10.1021/acsaenm.5c00390>

Publisher: American Chemical Society (ACS)

copyright holders. Terms and conditions for use of this material are defined in the [End User Agreement](#).

www.reading.ac.uk/centaur

CentAUR

Central Archive at the University of Reading

Reading's research outputs online

Recyclable Base-Triggered “Debond-on-Demand” Aliphatic Polyurethane Adhesives: Engineering Adhesion for Use in Inkjet Formulations

Matthew J. Hyder, Jessica Godleman, Andrew Kyriacou, Stuart W. Reynolds, James E. Hallett, Thomas Zinn, Josephine L. Harries, and Wayne Hayes*



Cite This: <https://doi.org/10.1021/acsaenm.5c00390>



Read Online

ACCESS |

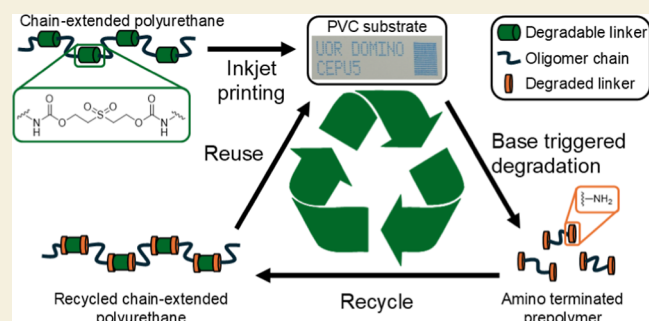
Metrics & More

Article Recommendations

Supporting Information

ABSTRACT: While strong polymeric adhesives are widely valued, their removal can present a significant challenge where substrate recycling is concerned. Recent advancements in “debond-on-demand” adhesives have shown promising enhancements in adhesive strength and debondability. However, they often face a choice between increased adhesive strength or the rate and degree of debonding. Here we report using a rapidly base degradable chain-extender within a series of polyurethanes which possess tailorable adhesive characteristics. These chain-extended polyurethanes (CEPUs) possess high shear strength (8.20 MPa) which upon exposure to base solutions depolymerise (up to 88% loss in M_n) facilitating up to 92% loss in shear strength after only 30 min. Formulation of the CEPUs into inks suitable for continuous inkjet (CIJ) printing produced defined images which upon treatment with base solutions could be removed from the substrate. Having been engineered for circularity, the parent CEPUs can be recycled postdegradation into daughter CEPUs, maintaining their depolymerizable and “debond-on-demand” properties. This work highlights how commercially available starting materials can be utilized to generate highly tailorable polymeric adhesives and inkjet binders capable of rapid depolymerization, ultimately providing an industrially attractive system to increase the recyclability and sustainability of waste materials.

KEYWORDS: chain-extended polyurethane, adhesive, debond-on-demand, depolymerization, recycling, inkjet printing



1. INTRODUCTION

With an ever increasing societal need for sustainability, manufacturers and consumers are driven toward the use of recyclable and reusable materials in everyday commodities such as packaging and plastic bags.^{1,2} Multicomponent packaging can comprise wood products, glass, metal plus varying polymeric materials, such as adhesives, films and containers, all of which serve to complicate the recycling process. The need to readily isolate and recover individual components often adhered to one another therefore requires the use of adhesives which are readily soluble in commercially available solvents or can undergo debond-on-demand processes. Debond-on-demand adhesives are a class of stimuli responsive polymers (SRPs) which can debond from adhered surfaces upon exposure to a specific external physical, biological, or chemical stimuli.^{3–5} This phenomenon occurs through stimuli induced changes in their chemical and physical properties at specific locations within their molecular architecture. Debond-on-demand adhesives have been realized through the use of supramolecular,^{6–8} dynamic covalent bonding,^{9,10} and self-immolative units.^{11–14}

Polyurethanes are a versatile group of polymers whose physical and mechanical properties can be tailored for their intended application through appropriate selection of their constituent components.¹⁵ A diverse range of polyols and polyisocyanates can be used,^{16,17} with further property modifications aided through the introduction of suitable chain-extenders and end-groups. Polyol backbone length and functionality can be used to tailor phase separation or introduce crystallinity into the resulting polyurethane.^{18–20} Supramolecular chain-extenders and cross-linking units^{21–23} and end-groups,^{7,24–26} which utilize hydrogen bonding, π – π stacking, metal–ligand coordination, and host–guest interactions, have been used extensively to make SRPs for use in

Received: May 29, 2025

Revised: July 14, 2025

Accepted: July 15, 2025

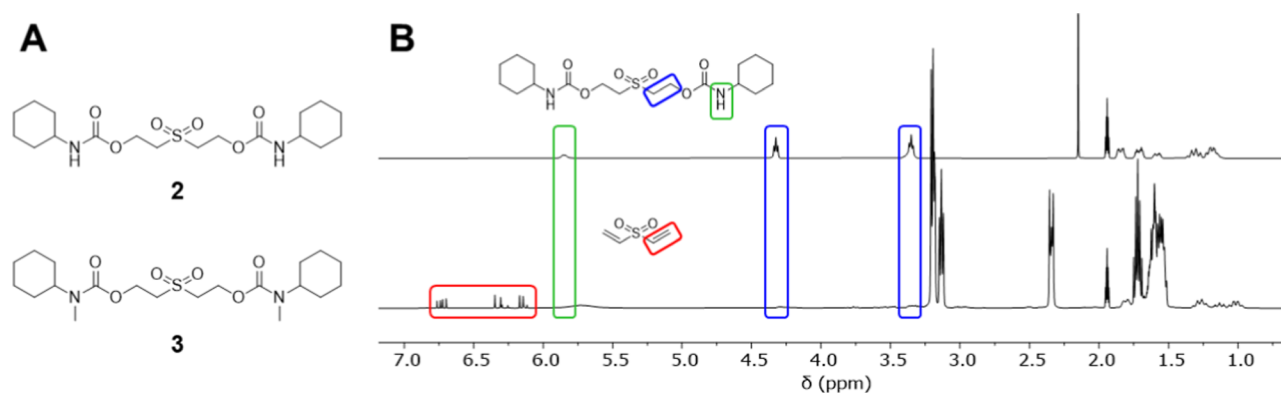


Figure 1. (A) The model urethanes **2** and **3** studied. (B) ¹H NMR spectra of model urethane **2** in MeCN-*d*₃ at 298 K, before exposure to DBU (top) and 5 min after exposure to DBU (bottom).

coatings and adhesives capable of self-healing or participating in debond-on-demand processes.

The recycling of polymers into reusable low molecular weight monomeric units has become a key area of research in recent years,^{27–31} with an ever-increasing shift toward new materials which can go through several recycling cycles without detriment to physical and mechanical properties. Chen and co-workers have reported³² a fused five-six bicyclic lactone monomer that can undergo three consecutive polymerization–depolymerization cycles achieving 96–97% isolated yield each cycle, with depolymerization mediated by high temperature thermolysis or via chemolysis using a ZnCl₂ catalyst at lower temperatures. A racemic mixture of the lactone monomers yielded stereocomplex crystalline polymers which retain their ability to depolymerise efficiently upon treatment with ZnCl₂.³³ Dove, Sardon, and co-workers have developed³⁴ a method to successfully and selectively depolymerise poly(ethylene terephthalate) (PET) and bisphenol A-based polycarbonate (BPA-PC) yielding starting monomers and also upcycled cyclic carbonates, ultimately paving the way for a more circular polymeric industry.

Self-immolative polymers are a unique class of SRPs which upon exposure to structure specific stimuli undergo depolymerization to oligomeric³⁵ and monomeric^{36,37} units in either a stepwise or concerted manner upon the removal of covalently liable groups.⁵ Self-immolative chemistries frequently originate from atom efficient protecting group methodologies,^{38,39} allowing for the tailoring of depolymerization to specific chemical or physical stimuli.⁵ The use of self-immolative spacers permits the amplification of the reporter release, a common spacer used to this end in polymeric^{11,35,40,41} and dendritic^{42,43} self-immolative systems is 2,6-bis-(hydroxymethyl)-*p*-cresol.

Inkjet printing has a wide range of applications including nanotechnology,^{44,45} electronics,⁴⁶ graphics,⁴⁷ additive manufacturing,⁴⁸ pharmaceuticals,⁴⁹ and tissue engineering,^{50,51} as a mode of precise deposition of materials in a reproducible and highly controlled manner. The use of high-throughput inkjet printing techniques, such as continuous inkjet (CIJ) and drop-on-demand (DOD), for coding and marking objects with information is used in a wide range of industrial settings. The printing of information such as text and barcodes allows for the traceability of lifetime limited products, such as foodstuffs that are contained within sealed packaging, components of which can be recycled. A typical inkjet formulation contains a dye or pigment plus a polymer binder to modify viscosity of the ink

and impart adhesion to produce a robust image on the substrate surface. Design of the polymer binder can allow for enhancement of solubility and postdeposition modification; the latter often encompasses cross-linking of low molecular weight polymer chains either by the formation of covalent cross-links⁵² or supramolecular arrays.⁵³

Base triggered depolymerisable poly(olefin sulfone)s (POSs) have been widely studied,^{54–56} with a notable body of work reported by Sasaki and co-workers^{57,58} who developed photoinduced depolymerisable POSs featuring pendant photobase generating groups. We have previously described a self-immolative chain-extended polyurethane (CEPU) which features a sulfonyl ethyl urethane (SEU) chain-extender which upon exposure to base undergoes rapid and efficient cleavage via a β -elimination process.⁵⁹ Herein, we report the tailoring of physical and mechanical properties of debond-on-demand CEPU adhesives which feature the SEU chain-extender. Property modification was mediated by variations within the polyol backbone functionality to realize recyclable polymers for use in inkjet printing.

2. RESULTS AND DISCUSSION

The everyday application of debond-on-demand adhesives is a significant goal, even more so when coupled with the need for such materials to be realized from commercially available materials, to possess high shear strength on a range of substrates, and rapidly debond from adhered surfaces.¹ The use of 2,2'-sulfonyldiethanol (**1**) as a chain-extender in CEPUs has afforded rapid debond-on-demand adhesives upon the exposure of both NaOH and *tetra*-butylammonium fluoride (TBAF).⁵⁹ To this end, the incorporation of this chain-extender into a series of CEPUs with a variety of functionalized polyol backbones has realized recyclable polymeric adhesives with tailorable adhesive capabilities for use in inkjet formulations.

2.1. Synthesis and Characterization of Model Small Molecule Analogues

We have previously shown⁵⁹ that the SEU unit degrades via β -elimination upon exposure to base (NaOH and TBAF⁶⁰) in both solution and solid state. To further explore the base degradation of the SEU unit, solution degradation of model small molecules (**2** and **3**) has been conducted with 1,8-diazabicyclo(5.4.0)undec-7-ene (DBU), *N,N*-diisopropylethylamine (DIPEA), pyridine, and piperidine. The full synthesis and characterization of the small molecules can be found in the [Supporting Information](#) (Figures S1–S4), for degradation

Scheme 1. General Synthetic Protocol to Afford CEPU1-CEPU5 Comprised of Different Polyols

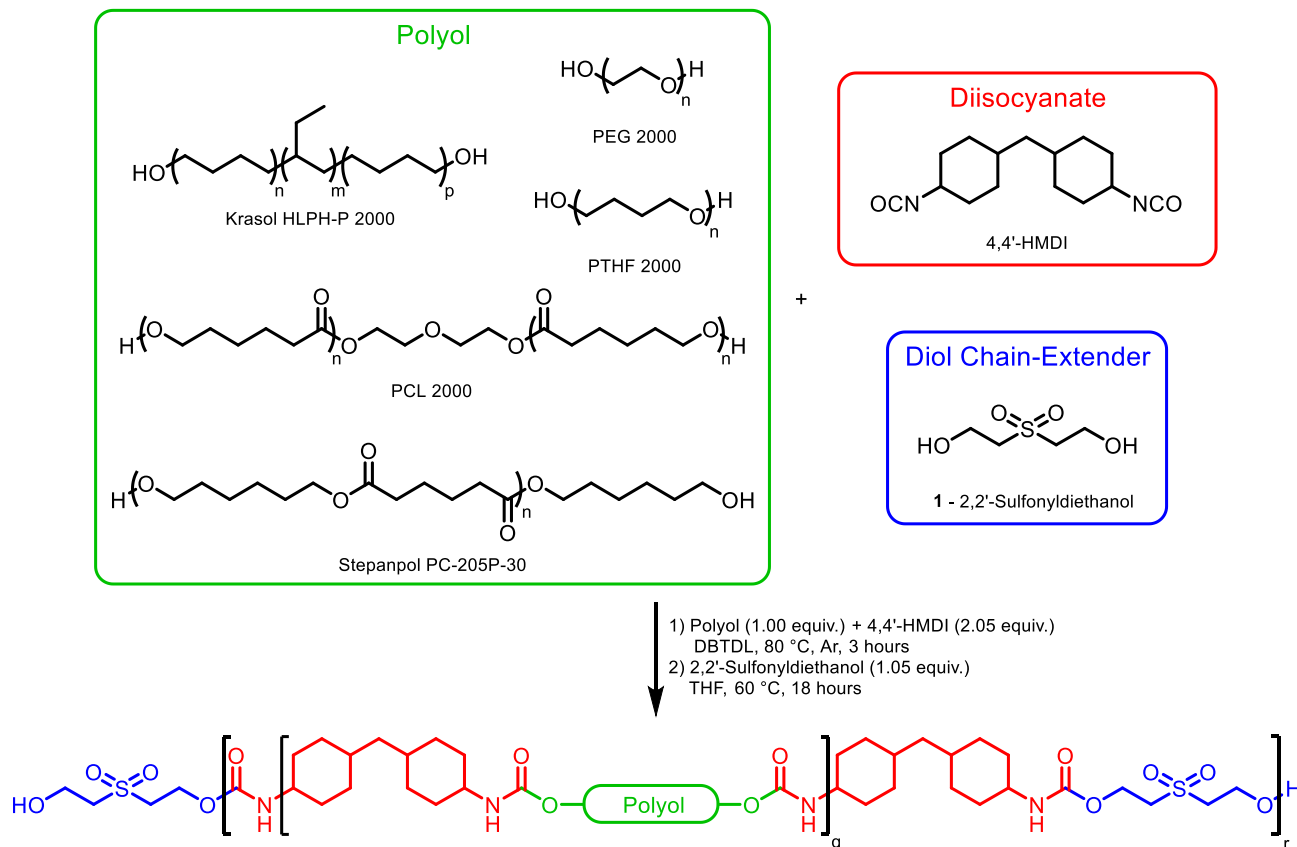


Table 1. Chemical Composition of CEPU1-CEPU5 Containing Different Polyols (Yields are Shown in Brackets), GPC Molecular Weight and Dispersity Data for CEPU1-CEPU5 (the Error Shown is the Standard Deviation between the Three Repeats of Each Sample), and Thermal Properties of CEPU1-CEPU5

CEPU	polyol	polyol functionality	M_n (g mol ⁻¹)	M_w (g mol ⁻¹)	\bar{D}	T_g (°C) ^b	T_m (°C) ^a	T_m (°C) ^b	T_{cc}/T_c (°C)
CEPU1 (92%)	Krasol HLBH-P 2000	alkyl	44,700 ± 200	140,400 ± 700	3.14	-47.1	50.1		
CEPU2 (70%)	PEG 2000	ether	22,200 ± 100	62,600 ± 1300	2.82	-51.8		25.1	-34.3 ^c ; -4.9 ^e
CEPU3 (74%)	PTHF 2000	ether	68,400 ± 900	167,800 ± 300	2.45	-74.0			
CEPU4 (82%)	PCL 2000	ester	28,100 ± 200	124,300 ± 1600	4.42	-47.4	25.4; 39.6		
CEPU5 (88%)	Stepanpol PC-205P-30	ester	23,600 ± 100	45,700 ± 300	1.94		43.5	48.1	32.7 ^d ; 32.8 ^e

^aFirst heating run 10 °C min⁻¹. ^bSecond heating run 10 °C min⁻¹. ^c T_{cc} from second heating run 10 °C min⁻¹. ^d T_c from first cooling run 10 °C min⁻¹. ^e T_c from second cooling run 10 °C min⁻¹.

studies conducted via ^1H NMR spectroscopy see [Figures 1](#) and [S5–S11](#).

Upon exposure to DBU, ^1H NMR spectroscopic analysis of model urethanes **2** and **3** revealed that degradation occurs via the proposed β -elimination/decarboxylation/amine release pathway and further confirmed the suitability of the bisurethane sulfone system as a degradable unit in CEPU backbones. Within 5 min of exposure complete degradation of the model urethanes was observed upon exposure to DBU, faster than the rate previously observed with $\text{NaOH}_{(\text{aq})}$ and TBAF.⁵⁹ Unlike POS systems reported by Possanza Casey and Moore,⁵⁶ exposure of **2** and **3** to pyridine did not result in degradation over a 24 h period at 25 °C, likely a result of the higher pK_b of pyridine when compared to the other bases tested. Exposing the model urethanes, **2** and **3**, to DIPEA and piperidine also did not result in the self-immolative degradation, most likely a result of the high pK_b of the bases. We have also previously shown that the exposure of

urethane **2** to NaOD revealed that degradation also occurs via hydrolysis of the urethane linkage.⁵⁹

2.2. Synthesis and Characterization of CEPUs

Having established the susceptibility of the SEU unit to degradation via treatment with a range of bases, a library of potential adhesives were synthesized via a one-pot two-step synthesis that has previously been used to generate analogous degradable CEPU adhesives,^{11,40,59} see [Scheme 1](#). Variations within the polyol backbone functionality will provide tailoring of physical and mechanical properties and enable a rational improvement to CEPU1 of which we have previously reported.⁵⁹ The backbone polyol functionalities include alkyl (CEPU1, Krasol HLBH-P 2000), ether (CEPU2, poly(ethylene glycol), and CEPU3 poly(tetrahydrofuran) (PTHF)), and ester functionalities (CEPU4, poly(ε-caprolactone) (PCL), and CEPU5, Stepanol PC-20SP-30)), and the synthetic protocols and corresponding character-

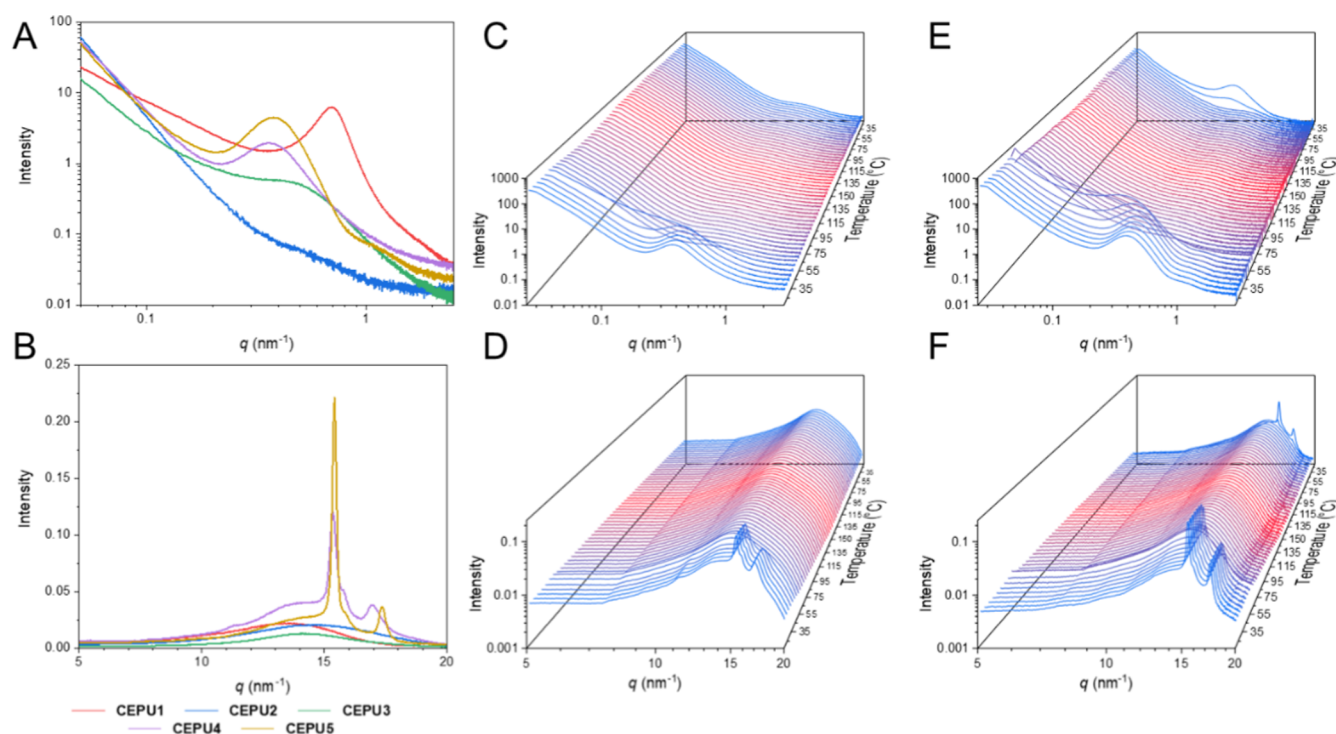


Figure 2. (A) SAXS and (B) WAXS intensity profiles of CEPU1-CEPU5 at 20 °C. VT-SAXS and VT-WAXS of CEPU4 ((C,D), respectively) and CEPU5 ((E,F), respectively) recorded at 5 °C intervals from 20 to 200 °C at a heating and cooling rate of 10 °C min⁻¹.

ization of these materials are included in the Supporting Information (see Figures S12–S34). These CEPUs synthesized maintained their structural and molecular weight characteristics in solution over the duration of this study (>1 year). Composition, molecular weights, and key thermal transitions of the CEPUs have been summarized in Table 1.

¹H NMR spectroscopic analysis of the CEPUs revealed a 1:1 ratio between the resonances associated with the prepolymer urethanes and the chain-extender urethanes, which is consistent with the feed ratios (see the NMR spectroscopic data in the Supporting Information, Figures S12–S19). ¹³C NMR spectroscopy also confirmed the formation of the urethane linkages with prepolymer urethane linkages observed at ca. 156 ppm. Characteristic absorbance bands from urethane units were observed in the FTIR spectra corresponding to the N–H and C=O stretches, ca. 3300 cm⁻¹ and ca. 1700 cm⁻¹, respectively. GPC analysis of the CEPUs was employed to determine their molecular weights (see Table 1 and Figure S20–S24), all CEPUs exhibited broad monomodal distributions in molecular weight with values for $M_n > 22,000$ g mol⁻¹. Thermogravimetric analysis (TGA) was employed to determine the maximum processing temperature of the CEPUs, CEPU2 exhibited the lowest temperature for the onset of degradation at 215.8 °C and all CEPUs degraded fully once the environment reached 475 °C (see Figure S25–S29). The thermal transitions of the CEPUs were investigated through differential scanning calorimetry (DSC), see Table 1. CEPU1-CEPU4 all exhibited characteristic glass transitions (T_g) corresponding to their polyol backbones.^{11,23,61,62} In the first heating and cooling cycles of CEPU2, defined thermal transitions were not observed, however, in the second heating cycle a well-defined T_g , cold crystallization (T_{cc}), and melt transition (T_m) were evident, with a broad crystallization (T_c) also present in the second cooling cycle. Further heating and cooling cycles only reveal the presence of T_m and T_c

transitions, respectively, indicating an initial amorphous structure which rearranges to produce a highly crystalline structure. CEPU4 and CEPU5 exhibit well-defined T_m 's in the heating cycles corresponding to the melt of the polyester backbones. The recrystallization of the PCL backbone of CEPU4 was slower than the time scale of the experiment and therefore is not observed in the cooling cycle, whereas the T_c of the Stepanpol backbone of CEPU5 was evident.

Variable temperature (VT) small-angle X-ray scattering (SAXS) and wide-angle X-ray scattering (WAXS) were carried out on thin film samples of the CEPUs to investigate the effect that the polyol composition has on the morphology of the system and the resultant temperature susceptibility, see Figure 2, Supporting Information Figures S35–S44 and Table S1. The variations in the polyol functionality of CEPU1-CEPU5 results in changes within the room temperature SAXS diffraction data, CEPU2 featuring the PEG polyol was observed to be amorphous without defined Bragg peaks in the SAXS, CEPU3 featuring the PTHF polyol exhibited a weakly diffracting Bragg peak with a q_{max} and d -spacing of 0.44 nm⁻¹ and 14.3 nm, respectively. Whereas, in contrast, the ester polyols (CEPU4 and CEPU5) exhibit defined Bragg peaks resulting from defined phase separation within the bulk of the polymer, with q_{max} 's ca. 0.37 nm⁻¹ corresponding to d -spacings of 17.0 nm. The above dimensions vary from CEPU1 that features an alkyl polyol which we have previously reported to have a q_{max} and d -spacing of 0.7 nm⁻¹ and 9.0 nm, respectively.⁵⁹ Room temperature WAXS of the CEPUs (Figure 2B) provides insight into the ordering of the hard-segment domains. All CEPUs feature a broad diffraction peak with maxima between 13.4 and 14.5 nm⁻¹ corresponding to spacings of 0.43–0.47 nm and can be attributed to the hydrogen bonding urethane residues.⁶³ The crystalline ester polyol backbones of CEPU4 and CEPU5 provide further well-resolved peaks at 15.4 nm⁻¹ and ca. 17.2 nm⁻¹ relating to

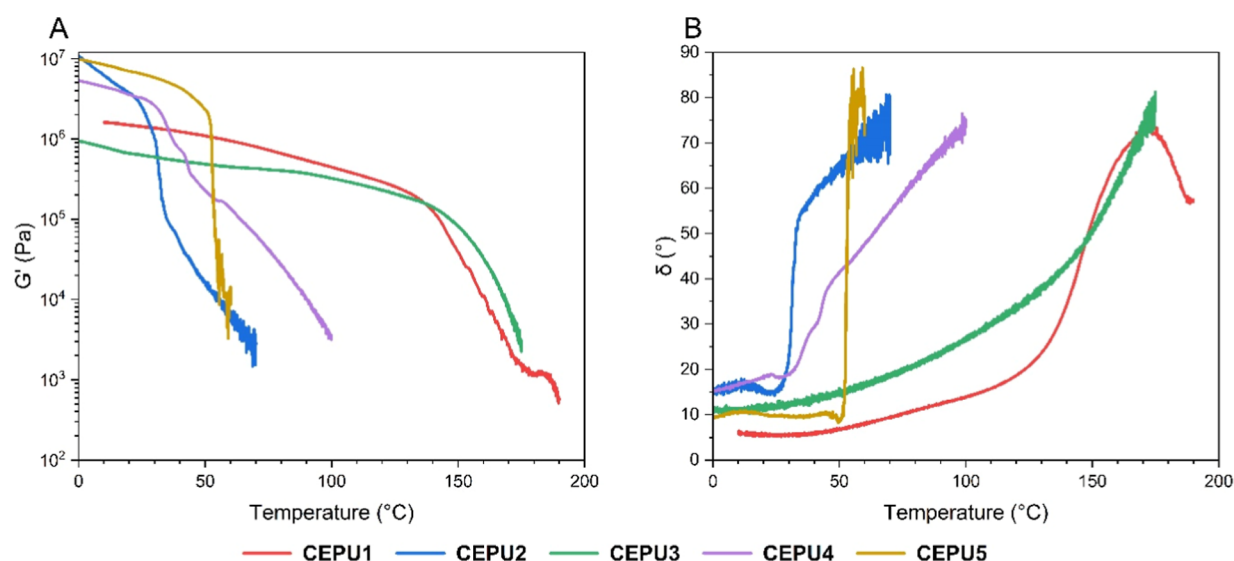


Figure 3. Temperature sweep analysis of CEPU1-CEPU5 over a temperature regime of 0 to 190 °C, using a normal force of 1 N and a frequency of 1 Hz. (A) storage modulus (G') versus temperature, (B) phase shift (δ) versus temperature.

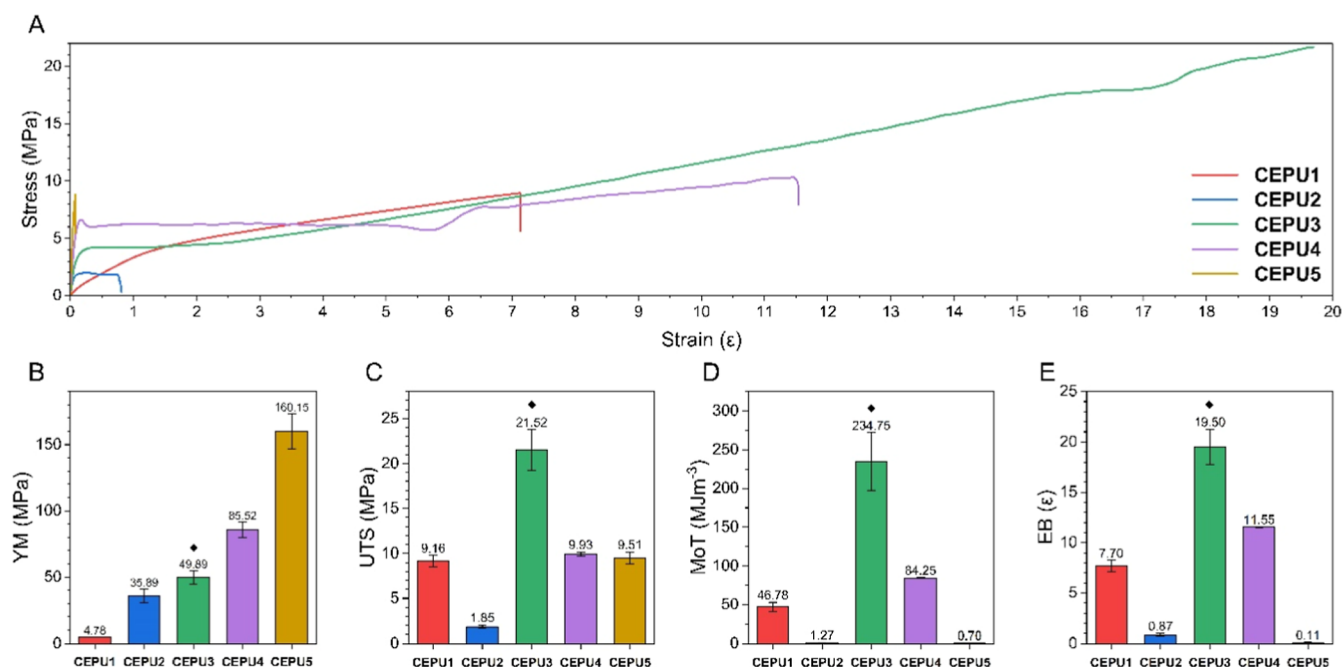


Figure 4. (A) Representative stress–strain curves for CEPU1-CEPU5. Comparison of (B) Young's modulus (YM), (C) ultimate tensile strength (UTS), (D) modulus of toughness (MoT), and (E) elongation at break (EB). The error shown is the standard deviation between the three repeats for each sample. ♦ Value obtained at instrument limit.

length scales of 0.41 nm and *ca.* 0.37 nm, respectively. The VT-SAXS and VT-WAXS data of CEPU2 and CEPU3 do not reveal any significant changes in the phase separation or hard domain ordering over the temperature ranges monitored. However, the melting of the crystalline domains of the crystalline ester polyol CEPUs was observed with loss of the diffraction peaks at 45 °C (CEPU4) and 60 °C (CEPU5), respectively, with the onset of the change in the diffraction patterns coinciding with the T_m 's observed in the DSC plots. Notably, the recrystallization of the polyol backbone of CEPU5 was observed upon cooling below 30 °C, consistent with its T_c .

Rheological analysis of the CEPUs was carried out to determine the viscoelastic transition temperatures to inform

the lowest possible temperature at which the CEPUs can be hot melt processed (see Figures 3 and S45–S49).⁶⁴ CEPU1 and CEPU3 both exhibit high temperature viscoelastic transitions, at 145.8 and 143.2 °C, respectively. In comparison CEPU2, CEPU4, and CEPU5 exhibit lower temperature viscoelastic transitions at 32.4, 56.2, and 52.8 °C, respectively. CEPU2, CEPU4, and CEPU5 all exhibit viscoelastic transitions below 60 °C which also correlate with the T_m values determined by DSC analysis and the changes in phase separation and crystallinity observed in the VT-SAXS and VT-WAXS studies. CEPU5 also exhibits a rapid loss in storage modulus (G') of *ca.* 2×10^6 Pa over only 2.6 °C, corresponding to the melt of the ordered crystalline polyester backbone. CEPU2 also exhibited a rapid loss in G' whereas the

decrease in storage modulus for the other CEPUs occurred over a broader temperature range (*ca.* 1.5×10^6 Pa over 6.5 °C).

The mechanical properties of the CEPUs were investigated via stress–strain tensile testing at 10 mm min^{−1}, with each sample repeated in triplicate, see Figure 4 and Supporting Information Figures S50–S54. CEPU3, which features the PTHF polyol exhibits extraordinary values for ultimate tensile strength (UTS), elongation at break (EB), and modulus of toughness (MoT) of 21.52 ± 2.25 MPa, 19.50 ± 1.75 ε, and 234.75 ± 37.20 MJm^{−3}, respectively. However, the recorded values for UTS, EB, and MoT for CEPU3 are not a true representation of the polymer properties as material failure was not obtained before exceeding the limitations of the instrument used in this study and therefore can potentially be significantly higher. CEPU5 exhibited the highest Young's modulus (YM) of 160.15 ± 13.13 MPa, with the YM increasing through the CEPU series with increasing functionality of the polyol backbone used (i.e., alkyl < ether < ester).

2.3. CEPU Degradation Studies

The base initiated depolymerization of the CEPUs was first probed by solution-state NMR studies by the addition of excess base, either NaOD, TBAF, or DBU, to a sample of CEPU in THF-*d*₈ (5:1 molar equiv of base to degradable unit). The reaction was monitored by ¹H and ¹³C NMR spectroscopy, see Figures S55–S67. For all CEPUs, within 30 min of exposure to the base the chain-extender urethane and methylene resonances rapidly diminish and the vinylic protons of divinyl sulfone are evident. The urethane resonance, *ca.* 156.1 ppm, associated with the chain-extender was no longer evident in the ¹³C NMR spectra postdegradation. GPC solution state degradation studies of the CEPUS were conducted via the addition of TBAF (see Figure 5 and Supporting Information Figures S68–S71). All of the CEPUs observed rapid loss in *M_n* and *M_w* after only 30 min post exposure to TBAF (CEPU3 *M_w* *ca.* 150,000 g mol^{−1} and 88%), extension of the exposure time to 24 and 48 h only provided

minimal narrowing of the molecular weights exemplifying the rapid degradation of the SEU moiety when in solution (for molecular weight data see Table S2).

2.4. Adhesion Studies

The hot melt adhesive capabilities of the CEPUs were investigated via lap-shear adhesion tests on several different surfaces to mimic different types of packaging, including aluminum, glass, wood, high density poly(ethylene) (HDPE), poly(propylene) (PP), Nylon, polyethylene terephthalate (PET), and polyvinyl chloride (PVC), see Figure 6 and Table 2. The samples were adhered at temperatures above their observed viscoelastic transition at 150 °C (CEPU1 and CEPU3, except for HDPE and PVC substrates which were adhered at 120 °C), 60 °C (CEPU4 and CEPU5), or 45 °C (CEPU2) for 30 min, with each sample being tested in triplicate. CEPU1 and CEPU3 were unsuitable for adhesion to PET because of the low melting temperature of substrates in relation to the high adhesion temperature required for the CEPUs. Adhesion of CEPU1 and CEPU3 to HDPE and PVC required a lower adhesion temperature of 120 °C to ensure substrate integrity.

Substrate fracture of glass was observed prior to reaching adhesive failure with the use of CEPU5 at 8.20 MPa. CEPU1 and CEPU2 both achieved their highest shear strength when adhered to wood at 5.22 ± 0.30 MPa and 0.35 ± 0.05 MPa, respectively. CEPU3 and CEPU4 exhibited their highest shear strength when adhered to PVC (4.04 ± 0.19 MPa and 2.73 ± 0.14 MPa, respectively). The CEPUs are shown to adhere to both high energy surfaces, such as aluminum and glass, and low energy surfaces, such as HDPE and PP. The shear strength of CEPU5 when adhered to glass (8.20 MPa) was higher than several published debond-on-demand adhesives, as illustrated in Supporting Information Figure S72.^{7,12–14,58,65–67}

The debond-on-demand properties of the CEPUs were tested upon exposure to 40 wt % NaOH_(aq), 1 M TBAF_(aq), and 1 M DBU_(aq) solutions at room temperature, with the best performing adhesive for each substrate, the porous nature of wood excluded it from testing, see Figure 7 and Table S3. We have previously shown in the case of CEPU1⁵⁹ that minimal changes in shear strength are achieved with extending the degradation time from 30 min to 24 h, therefore, all samples were exposed to base for 30 min; the debond-on-demand procedure for the adhered samples is outlined in the Supporting Information. Control samples were submerged in deionized water for 30 min, with all of the adhered surfaces presenting shear strengths within the error of the pristine sample. CEPU5 adhered to glass exhibited the greatest losses in shear strength of up to 92% when exposed to 40 wt % NaOH_(aq), from 8.20 to 0.62 MPa, followed by CEPU4 adhered to PP which observed losses in shear strength of 77% upon exposure to 1 M TBAF_(aq). Debonding of CEPU5 from PET by treatment with NaOH revealed the lowest loss in shear strength of only 33%, however, the use of TBAF or DBU increased the debonding with losses of 55% and 41%, respectively. To place these results into context, the fluoride responsive self-immolative thermosets by Kim and co-workers required extended exposure times, >3 h, to 1 M CsF to achieve similar losses in shear strength when adhered to glass,¹⁴ and our previous CEPUs featuring chain-extender 1 only observed up to 60% reduction in shear strength upon exposure to 1 M TBAF for 30 min.⁵⁹

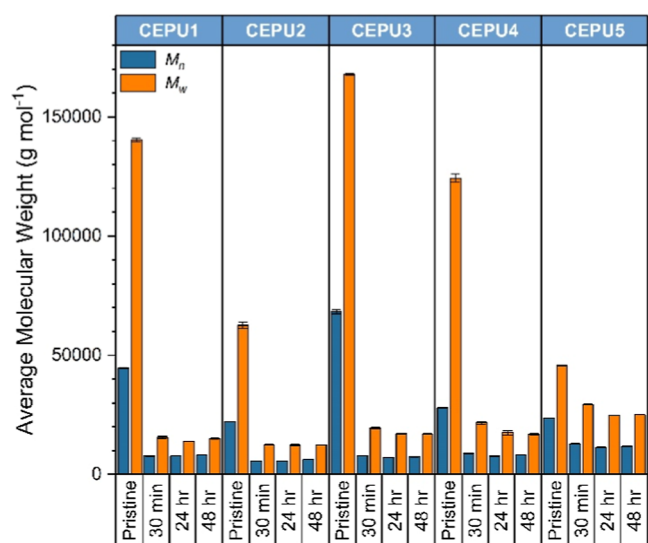


Figure 5. *M_n* (blue) and *M_w* (orange) of CEPU1–CEPU5 as pristine samples and 30 min, 24 h, and 48 h post addition of TBAF acquired from a THF GPC; the recorded are averages of three separate samples of each CEPU. The error shown is the standard deviation between the three repeats of each sample.

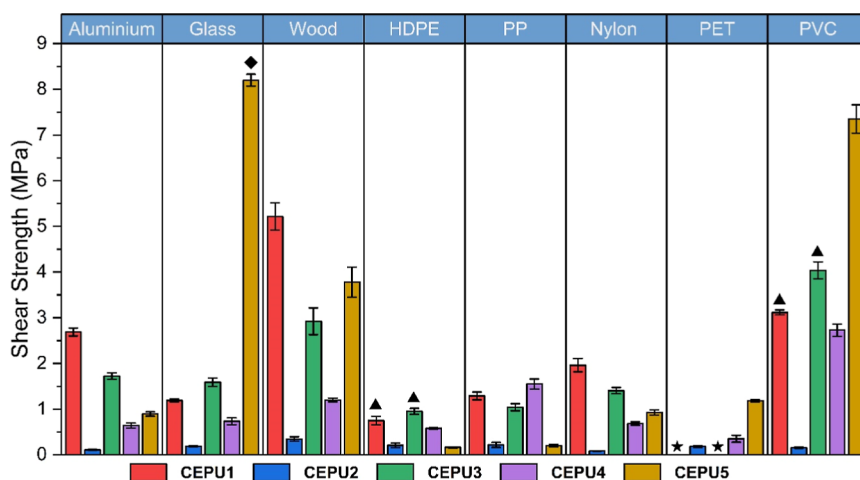


Figure 6. Shear strength of CEPU1-CEPU5 on aluminum, glass, wood, high density poly(ethylene) (HDPE), poly(propylene) (PP), Nylon, polyethylene terephthalate (PET), and polyvinyl chloride (PVC). The error shown is the standard deviation between the three repeats of each sample. ♦ Substrate failure was achieved before adhesive failure. ▲ Adhesion occurred at 120 °C instead of at 150 °C used for other substrates. ★ Shear strength could not be obtained resulting from low substrate melting temperatures.

Table 2. Shear Strength of CEPU1-CEPU5 on Aluminum, Glass, Wood, High Density poly(ethylene) (HDPE), poly(propylene) (PP), Nylon, Polyethylene Terephthalate (PET), and Polyvinyl Chloride (PVC) (the Error Shown is the Standard Deviation Between the Three Repeats of Each Sample)

CEPU adhesive	aluminum (MPa)	glass (MPa)	wood (MPa)	HDPE (MPa)	PP (MPa)	nylon (MPa)	PET (MPa)	PVC (MPa)
CEPU1	2.69 ± 0.19	1.19 ± 0.03	5.22 ± 0.30	0.75 ± 0.09 ^b	1.29 ± 0.09	1.96 ± 0.15	N/A ^c	3.12 ± 0.06 ^b
CEPU2	0.11 ± 0.01	0.19 ± 0.01	0.35 ± 0.05	0.21 ± 0.05	0.22 ± 0.06	0.08 ± 0.004	0.18 ± 0.02	0.15 ± 0.02
CEPU3	1.72 ± 0.07	1.59 ± 0.09	2.92 ± 0.29	0.95 ± 0.06 ^b	1.04 ± 0.08	1.41 ± 0.07	N/A ^c	4.04 ± 0.19 ^b
CEPU4	0.64 ± 0.05	0.73 ± 0.08	1.20 ± 0.04	0.58 ± 0.01	1.55 ± 0.01	0.68 ± 0.04	0.35 ± 0.07	2.73 ± 0.14
CEPU5	0.89 ± 0.05	8.20 ± 0.13 ^a	3.78 ± 0.33	0.16 ± 0.01	0.20 ± 0.03	0.92 ± 0.06	1.18 ± 0.03	7.35 ± 0.31

^aSubstrate failure was achieved before adhesive failure. ^bAdhesion occurred at 120 °C instead of at 150 °C used for other substrates. ^cShear strength could not be obtained resulting from low substrate melting temperatures.

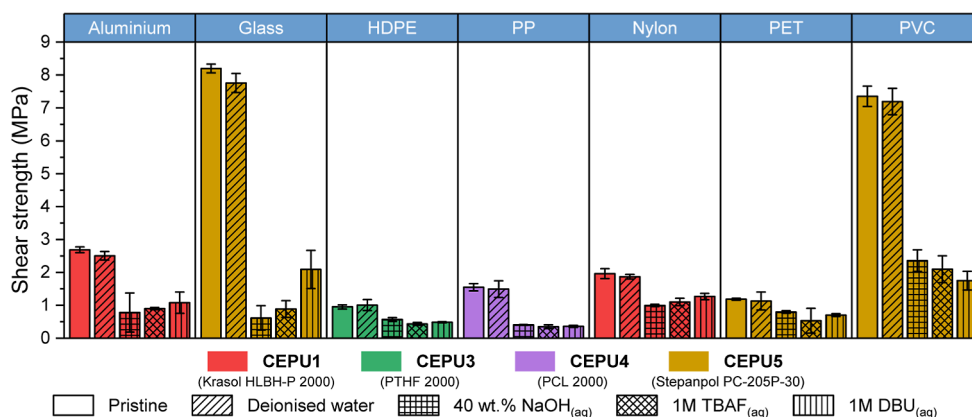


Figure 7. Shear strength of the best CEPU adhesive (and their key backbone composition) on aluminum, glass, high density poly(ethylene) (HDPE), poly(propylene) (PP), Nylon, polyethylene terephthalate (PET), and polyvinyl chloride (PVC) as the pristine sample and after exposure to deionized water, 40 wt % NaOH_(aq), 1 M TBAF_(aq), and 1 M DBU_(aq). The error shown is the standard deviation between the three repeats of each sample.

2.5. Solubility of CEPUs

The solubility of the CEPUs in solvents compatible with inkjet printing is critical to generate jettable formulations. The solubility of the CEPUs was therefore investigated by generating solvation spheres using Hansen Solubility Parameter (HSP) analysis. A range of 27 polar and apolar organic solvents were chosen to generate the solubility characteristics of the CEPUs at room temperature, see Supporting Information Table S4 and Figures S73–S77. Across the

range of solvents tested, CEPU2 proved to be the most soluble CEPU, generating the largest solubility sphere, whereas CEPU1 was the least soluble CEPU. CEPU3 was found to be soluble in more solvents than CEPU4 and CEPUS, however, CEPU3 exhibited a smaller solubility sphere based upon the solvents it is soluble in. Unlike the other CEPUs, the PEG backbone in CEPU2 enhanced this polymers' solubility in deionized water.

Table 3. Composition, Viscosity, Conductivity, and Density of Inkjet Formulations

CEPU adhesive	content of CEPU (wt %)	content of TBAPF ₆ (wt %)	content of dye (wt %)	viscosity (cP) ^a	conductivity ($\mu\text{S cm}^{-1}$) ^a	density (g cm^{-3}) ^a
CEPU1	5	0.25	1.0	6.52	18.7	0.888
CEPU2	7.5	0.25	1.0	6.82	447.1	0.819
CEPU3	5	0.25	1.0	5.69	466.6	0.813
CEPU4	7.5	0.25	1.0	3.12	413.8	0.822
CEPU5	10	0.25	1.0	3.99	420.5	0.827

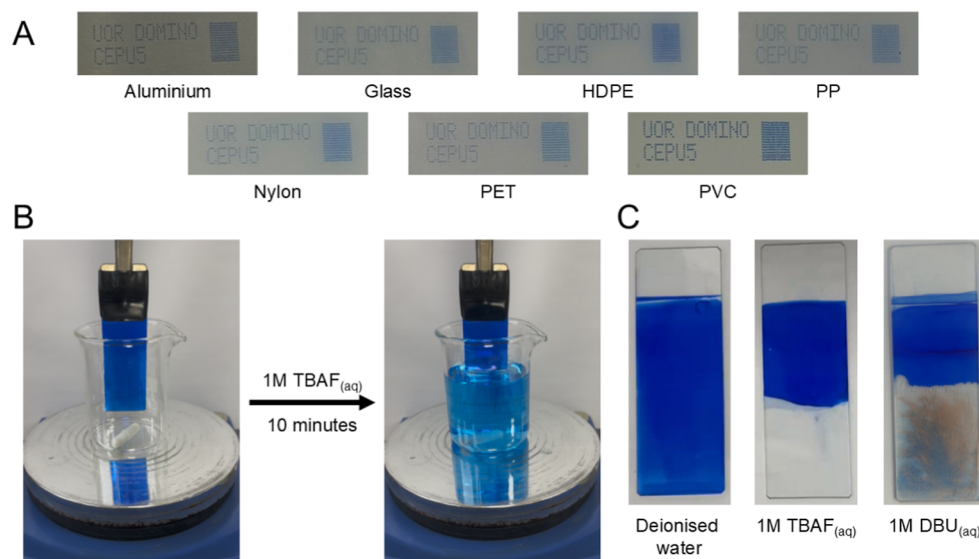
^aValues were recorded at 25 °C.

Figure 8. (A) CIJ deposition of CEPU5 formulation onto aluminum, glass, high density poly(ethylene) (HDPE), poly(propylene) (PP), Nylon, polyethylene terephthalate (PET), and polyvinyl chloride (PVC). (B) Debonding of CEPU3 inkjet formulation from a glass slide using 1 M TBAF_(aq) over 10 min. (C) Glass slides coated in CEPU3 formulation after 10 min in deionized water, 1 M TBAF_(aq), and 1 M DBU_(aq).

2.6. Contact Angles and Surface Free Energies

Films of the CEPUs were produced by casting, drawing down, and evaporating a 5 wt % solution of CEPU in THF (CEPU1) or butanone (CEPU2–CEPU5) using a 24 μm K-bar under ambient conditions. Films of CEPUs were produced on aluminum, glass, HDPE, PP, Nylon, PET, and PVC, all precleaned with an isopropanol soaked paper towel; wood was excluded because of its porous nature. The surface free energy (SFE) of each CEPU coated surface was determined via contact angle measurements, with the contact angles of both water and diiodomethane being measured on the coated and uncoated surfaces, see Supporting Information Figures S78–S80 and Table S5. The polyol functionality used within the CEPUs significantly influenced the wetting characteristics of the surfaces, for instance, the polar polyols of CEPU2–CEPU5 increased the wetting capability of low SFE surfaces such as HDPE and PP by introducing functional units with the ability to form supramolecular interactions, corresponding to lower contact angles and increased SFE values. CEPU coating of Nylon, PET, and PVC varies the SFE, with both increases and decreases observed, this can be attributed to how the CEPUs interact differently with the functional units on the polymer surfaces (amide, ester, and chloride, respectively), for example through supramolecular interactions.

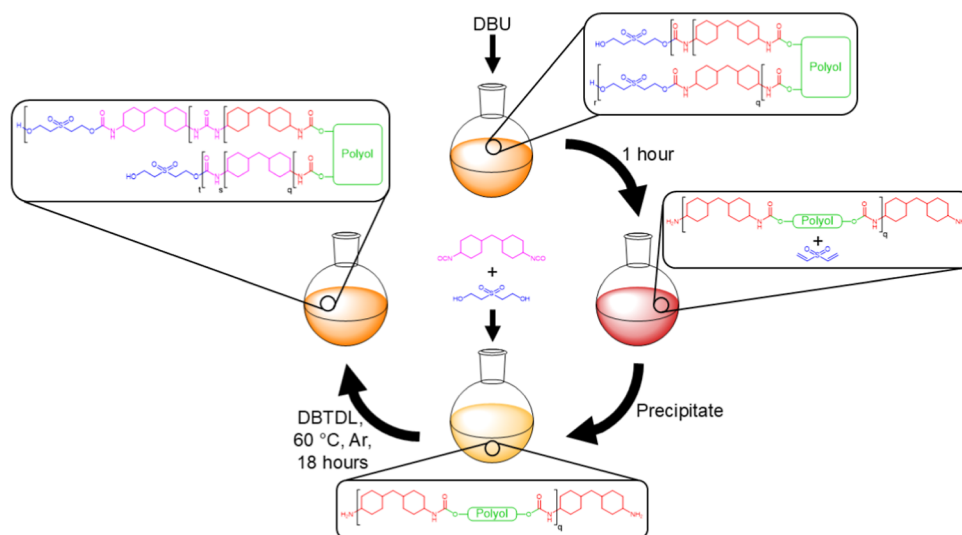
2.7. Inkjet Printing Studies

The selective depolymerization of these polymers make them interesting as potential candidates for debondable binders for inkjet inks. This would enable the removal of ink from

substrates before they enter the recycling process, preventing ink contaminants decreasing the quality of the recycled material. High-throughput continuous inkjet (CIJ) printers require ink droplets to possess a charge so that they can be deflected toward the substrate via application of an electric field to effect selective deposition. Sometimes the conductivity of the dye is sufficient to allow this; if not conductivity salts can be added to the ink. To this end the SEU unit was probed for its stability in the presence of common salts used in inkjet formulations using model urethane 2. Model urethane 2 was exposed to excess *tetra*-butylammonium hexafluorophosphate (TBAPF₆) and *tetra*-butylammonium nitrate (TBAN) and monitored via ¹H NMR spectroscopic analysis, see Figures S81 and S82. Over the course of 12 months, degradation of the model urethanes was not observed when exposed to either TBAPF₆ or TBAN, thus indicating their potential use within the inkjet formulation.

The viscosity of inkjet formulations is important as it influences droplet formation and printing ability, therefore the wt % of CEPUs used in the prototype formulations were varied to fit the viscosity within the suitable range (3–7 cP) for the CIJ printer setup used in this study (see Table 3). CEPU2–CEPU5 are soluble in butanone, which is commonly used in industrial inkjet formulations, CEPU1 is insoluble in butanone and therefore was formulated in THF. Conductivity of the ink formulations was provided from the addition of TBAPF₆ (0.25 wt %) and, with the exception of CEPU1, fall within the range required for CIJ printing (400–1500 $\mu\text{S cm}^{-1}$). Oil blue 613

Scheme 2. General Recycling Protocol to Afford a Recycled CEPU (rCEPU)



was used as the dye at 1 wt % for the formulations to help visualize the deposition onto the substrates tested.

The linear viscoelastic properties of the inkjet formulations were investigated using a Piezo Axial Vibrator (PAV) rheometer between 10 and 10,000 Hz at 25 °C, see Figure S83. CEPU1 was not tested as the formulation is incompatible with CIJ printing. Formulations of CEPU2 and CEPU3, which comprise of ether polyols, both exhibit significant elasticity at high frequency. Conversely, the lower viscosity formulations containing the more rigid and crystalline ester backbones of CEPU4 and CEPU5 do not exhibit elasticity within the frequency range tested. Droplet breakup is important to develop well-resolved print images and thus the formulations of CEPU2–CEPU5 were studied for their breakup of the jet stream. Formulated CEPU2 and CEPU3 both reveal longer lasting thin filaments connecting the droplets to delay break-off during drop formation as the polymer chains unravel in this extensional fluid behavior within the elasto-capillary balance. This can be attributed to the high molecular weight of the polymers and the elasticity detected by the PAV rheometer in the ink samples that indicates longer relaxation times, see Figure S84A,B. The formulations featuring CEPU4 and CEPU5 both exhibit good breakup of the jet stream plus small tails on the droplets that recombine to the main droplet further down the stream avoiding the formation of satellite drops on account of their ridged backbone, see Figure S84C,D. No elasticity was measured by the PAV technique for these fluids. The CEPU formulations were subsequently deposited from a CIJ printhead onto a variety of substrates using a Domino Ax350i CIJ printer with an i-pulse print head. The poor droplet breakup of the CEPU2 and CEPU3 formulations produced poor quality prints on all substrates, see Figures S85 and S86. Further optimization of the formulations for CEPU1–CEPU3 are thus required in order to achieve high resolution printed images of these materials via inkjet means. However, formulations of CEPU4 and CEPU5 produced clear well-defined images without any apparent satellite drops or misplaced drops, see Figures 8A and S87.

The adhesion of the formulations on the substrates was subsequently evaluated using peel tests. Adhesive tape (810 grade) was utilized and the amount of material removed from the surface was graded by an arbitrary value between 1 and 5

(where 5 indicated no removal of the print (excellent adhesion) and 1 indicated the complete removal of the print (very poor adhesion)). All of the deposited CEPUs exhibited poor or very poor adhesion to aluminum, HDPE, and PP, attributed to the low surface energies of the surfaces and the presence of an oxide layer on the aluminum surface. However, all the CEPUs demonstrated excellent adhesion on all of the other surfaces tested: glass, Nylon, PET, and PVC, see Supporting Information Table S6.

To demonstrate the ability to remove the inkjet formulations from substrates, glass slides were coated with the formulations using a 24 μm K-bar and subsequently submerged into base solutions at room temperature for 10 min, see Figure 8B,C plus Supporting Information Figures S88–S94. Submerging the coated substrates in deionized water did not result in debonding of the formulation or leaching of the dye for CEPU1 and CEPU3–CEPU5, the water-soluble nature of CEPU2 allowed for the partial leaching of the dye and weakening of adhesion to the glass substrate. Debonding initiated with 1 M TBAF_(aq) resulted in the rapid removal of the formulation over 10 min, exemplified in Figure 8B with CEPU3. The exposure of the coated substrates to 40 wt % NaOH_(aq) did not result in the removal of the formulation, instead the exposure to the base weakened the formulations adhesion to the glass substrate allowing for its removal using a cotton swab. Treatment with 1 M DBU_(aq) resulted in the partial debonding of the formulation from the glass substrate, any residual polymer on the surface could be removed easily with a cotton swab and degradation of the dye was observed through the loss of color, see Figures 8C and S90 and S94.

2.8. Recycling

To aid with the generation of a circular plastic economy, ideally all components of packaging should be recyclable, therefore the previously synthesized adhesive CEPU5 (possessing the Stepanol PC-205P-30 backbone) was intentionally degraded and recycled into a new recycled CEPU (rCEPU5), as shown in Scheme 2. Briefly, the pristine CEPU5 was dissolved in THF and exposed to DBU for 1 h, then the polymer byproduct of this process was purified by repeated precipitations into methanol to afford an amino terminated prepolymer. The prepolymer was subsequently dissolved in dry THF and reacted with 4,4'-HMDI and 2,2'-sulfonyldiethanol

to afford the **rCEPU5**. The synthetic protocol and corresponding characterization for **rCEPU5** is included in the Supporting Information (see Figures S95–S100).

NMR spectroscopic analysis of **rCEPU5** confirmed the incorporation of the chain-extender into the recycled polymer, with GPC analysis also revealing chain extension with the material possessing a broad monomodal distribution ($M_n = 18,400 \pm 200 \text{ g mol}^{-1}$ and $D = 4.63$, see Table 4 for all

Table 4. GPC Molecular Weight and Dispersity Data for Pristine CEPU5 and **rCEPU5**, the Order of the Data is as Follows: Pristine CEPU5, Isolated CEPU5 Prepolymer, Pristine **rCEPU5**, Degraded **rCEPU5** after 30 min, 24 h, and 48 h Exposure to TBAF (the Error Shown is the Standard Deviation between the Three Repeats of Each Sample)

polymer	$M_n \text{ (g mol}^{-1}\text{)}$	$M_w \text{ (g mol}^{-1}\text{)}$	D
CEPU5	$23,600 \pm 100$	$45,700 \pm 300$	1.94
prepolymer	7300 ± 100	$15,500 \pm 100$	2.12
rCEPU5	$18,400 \pm 200$	$85,200 \pm 4100$	4.63
30 min	7800 ± 400	$16,600 \pm 700$	2.13
24 h	7600 ± 300	$16,200 \pm 400$	2.13
48 h	7800 ± 400	$16,400 \pm 600$	2.10

molecular weight information). The thermal stability and thermal transitions of **rCEPU5** are comparable with the pristine CEPU5, see Table 1 and Supporting Information Figures S101–S104. Solution state degradation of **rCEPU5** was studied via ^1H NMR spectroscopy and GPC analysis, after exposure to base the sulfone urethane resonances were not evident in the ^1H NMR spectra, and 30 min after exposure to TBAF an 81% loss in M_w was observed, from $85,200 \pm 4100 \text{ g mol}^{-1}$ to $16,600 \pm 700 \text{ g mol}^{-1}$, with minimal changes in the molecular weight observed via GPC analysis thereafter, see Table 4 and Supporting Information Figures S105–S108. The final M_n , M_w , and D values of the degraded **rCEPU5** infer that chain-extension of the prepolymer had not occurred during the synthesis.

The adhesive capability of **rCEPU5** was investigated and carried out at 60°C (**rCEPU5**) for 30 min on the same substrates as the pristine CEPU5, see Figure 9 and Table S7. **rCEPU5** observed the highest shear strength when adhered to glass of $7.41 \pm 0.41 \text{ MPa}$, which is 10% lower than the pristine CEPU5. Debonding of the adhered **rCEPU5** was conducted using 40 wt % $\text{NaOH}_{(\text{aq})}$, 1 M $\text{TBAF}_{(\text{aq})}$, and 1 M $\text{DBU}_{(\text{aq})}$ solutions, with losses in shear strength up to 64% after 30 min of exposure, see Supporting Information Figure S109 and Table S8. Overall, **rCEPU5** exhibits comparable adhesive behavior (i.e., cohesive failure and shear strength) to the pristine CEPU5 and maintains the debond-on-demand properties of the pristine CEPU, exemplifying the recyclability of CEPU5 synthesized utilizing the 2,2'-sulfonyldiethanol chain-extender.

3. CONCLUSIONS

To address current industrial and commercial needs for rapidly degradable, recyclable, and strongly adhering polymers, a series of base-triggered, depolymerizable and recyclable CEPU5 featuring the commercially available 2,2'-sulfonyldiethanol chain-extender have been generated for use as 'debond-on-demand' adhesives and as binders for CIJ printing. Varying the CEPU composition by changing polyol backbones facilitated the tailoring of thermal, mechanical, and adhesive properties as well as the solubility of the CEPU5. CEPU films possessed excellent mechanical properties, with ultimate tensile strengths of up to 21.52 MPa and elongation at breaks of up to 19.50 ϵ . CEPU5 was shown to, in some cases, significantly outperform comparable 'debond-on-demand' adhesives described in the literature when adhered to glass substrates, achieving an adhered shear strength of 8.20 MPa. Upon exposure to TBAF, rapid depolymerization of the CEPU5 occurs with losses in M_w of 88% after only 30 min, from $167,800 \text{ g mol}^{-1}$ to $19,600 \text{ g mol}^{-1}$. The base-triggered 'debond-on-demand' characteristics of the CEPU5 were investigated, yielding losses in shear strength of 92%, from 8.20 to 0.62 MPa, after only 30 min exposure to 40 wt % $\text{NaOH}_{(\text{aq})}$. To facilitate a more circular polymer economy, the recyclability of the CEPU5 was

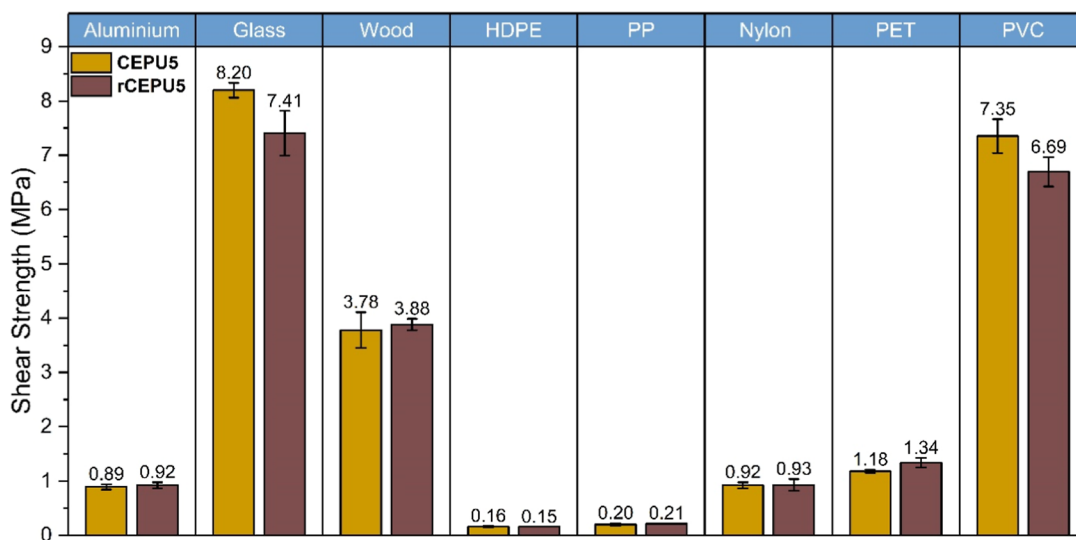


Figure 9. Shear strength of CEPU5 and **rCEPU5** on aluminum, glass, wood, high density poly(ethylene) (HDPE), poly(propylene) (PP), Nylon, polyethylene terephthalate (PET), and polyvinyl chloride (PVC). The error shown is the standard deviation between the three repeats of each sample.

exemplified using CEPUS which yielded a polymer (rCEPU5) with comparable thermal, adhesive and depolymerizable properties to its pristine counterpart. Upon incorporation of the CEPUs into CIJ formulations well-resolved prints on both high and low energy substrates were realized, possessing the ability to be debonded from the surface upon submerging in base solutions for only 10 min.

4. EXPERIMENTAL SECTION

4.1. Materials

Krasol HLBH-P2000 was kindly provided by Total Cray Valley and Stepanol PC-20SP-30 was kindly provided by Alfa Chemicals for this study. 2,2'-Sulfonyldiethanol was purchased from Fluorochem and dried by azeotropic distillation in vacuo with ethanol and then dried over phosphorus pentoxide prior to use. Tetrahydrofuran (THF) and acetonitrile (MeCN) were dried prior to use using an MBRAUN SP7 system fitted with activated alumina columns. All other reagents and solvents were purchased from Sigma-Aldrich and Fisher Scientific and used as received.

4.2. Characterization

^1H NMR and $^{13}\text{C}\{\text{H}\}$ NMR spectra were recorded on either a Bruker Nanobay 400 or a Bruker DPX 400 spectrometer operating at 400 MHz for ^1H NMR or 100 MHz for $^{13}\text{C}\{\text{H}\}$ NMR, respectively. The data were processed using MestReNova Version 14.2.1-27684. Samples for NMR spectroscopic analysis were prepared in MeCN- d_3 and THF- d_8 , and dissolution of the samples was aided with gentle heating. Chemical shifts (δ) are reported in ppm relative to the residual solvent resonance (δ 1.94 ppm) for MeCN- d_3 and (δ 3.58 ppm) for THF- d_8 in ^1H NMR, J values are given in Hz. Infrared (IR) spectroscopic analysis was carried out using a PerkinElmer 100 FT-IR (Fourier Transform Infrared) instrument with a diamond-ATR sampling accessory. Mass spectrometry (MS) was conducted using a Thermo Scientific LTQ-Orgitrap-XL Fourier Transform Mass Spectrometer (FT-MS). The sample was introduced by an Agilent 1100 HPLC, and sample ionization was achieved by electrospray ionization (ESI). Melting points were recorded using Stuart MP10 melting point apparatus and are uncorrected. Gel permeation chromatography (GPC) analysis was conducted on an Agilent Technologies 1260 Infinity system using HPLC -grade THF at a flow rate of 1.0 mL min^{-1} , calibration was achieved using a series of near monodisperse polystyrene standards, and samples were prepared at a concentration of 1 mg mL^{-1} . Thermogravimetric analysis (TGA) was carried out on a TA Instruments TGA Q50 instrument with aluminum Tzero pans. The sample was heated from 20 to 550 $^{\circ}\text{C}$ at 10 $^{\circ}\text{C min}^{-1}$ under nitrogen gas at a flow rate of 100 mL min^{-1} . Differential scanning calorimetry (DSC) measurements were performed on a TA Instruments X3DSC adapted with a TA Refrigerated Cooling System 90 or a TA Instruments Discovery DSC 25 TA Instruments, using aluminum Tzero pans and lids from -80 to 200 $^{\circ}\text{C}$ (CEPU1, CEPU2, CEPU5, and rCEPU5) or from -90 to 200 $^{\circ}\text{C}$ (CEPU3 and CEPU4) with a heating rate of 10 $^{\circ}\text{C min}^{-1}$. Data was processed using TA Instruments Trios software version v5.8.0.41. SAXS and WAXS experiments were conducted on beamline I22 at Diamond Light Source (Harwell, UK).⁶⁸ Samples were mounted in modified DSC pans in a Linkam 600 DSC stage for temperature control. SAXS data was collected with a Pilatus P3-2 M detector and WAXS data was collected with a Pilatus 3-2M-DLS-L detector. VT-SAXS and VT-WAXS experiments were conducted from 20 to 200 $^{\circ}\text{C}$ with a heating and cooling rate of 10 $^{\circ}\text{C min}^{-1}$ with spectra collected at 5 $^{\circ}\text{C}$ intervals. SAXS data was reduced using the software DAWN⁶⁹ and fitting was achieved using SasView Version 5.0.6 (www.sasview.org/) using a shape independent broad peak function to obtain q_{max} .

The scattering intensity (I) in a shape independent broad peak model is calculated as

$$I = \frac{A}{q^n} + \left(\frac{C}{1 + (lq - q_0|\xi)^m} \right)^p + B$$

Where: A = Porod law scale factor, q = scattering vector, n = Porod exponent, C = Lorentzian scale factor, q_0 = peak position, m = exponent of q , ξ = Screening length, B = flat background, and p generalizes the model to allow interpolation between a Lorentzian and Debye Anderson Brumberger (DAB) peak.

d -spacing was calculated using the following equation

$$d = \frac{2\pi}{q_0}$$

Solid state rheological measurements were performed on a Malvern Panalytical Kinexus Lab+ instrument fitted with a Peltier plate cartridge and 8 mm parallel plate geometry and analyzed using rSpace Kinexus v1.76.2398 software. Tensile tests were carried out using a Thümler Z3-X1200 tensometer at a rate of 10 mm min^{-1} with a 1 KN load cell and THSSD-2021 software. The modulus of toughness was calculated by integrating the recorded plot to give the area under the curve. The trapezium rule was applied to calculate the area between zero strain to strain at break for each sample. The error reported is the standard deviation between the three repeats for each sample. HSP analysis was conducted using 10 wt % of polymer in 27 different solvents, with solvation allowed to occur at room temperature for 24 h with shaking. Samples were subsequently denoted as either being fully dissolved (1) or insoluble (0) to input into HSPiP sixth Edition software version 6.0.04.⁷⁰ Contact angle measurements and corresponding surface free energies were measured using a KRÜSS Mobile Surface Analyzer using a double sessile drop method with 2 μL droplets of HPLC grade water and diiodomethane at 20 $^{\circ}\text{C}$, measurements were collected 3 s post droplet deposition. All data was collected using KRÜSS ADVANCE software version 1.14.1.16701, with surface free energies calculated using the OWRK model within the software. All untreated surfaces were cleaned thoroughly with isopropanol directly prior to testing. The error reported is the standard deviation between the three repeats for each sample. Viscosity measurements were made using a Brookfield Ametek DVNext rheometer at 25 $^{\circ}\text{C}$ using a speed of 60 rpm (shear rate 73.38 s^{-1}). Conductivity was measured using a Mettler Toledo Seven Compact Conductivity meter at 25 $^{\circ}\text{C}$. Density measurements were conducted on an Anton Paar DSA 5000 M Density and Sound Velocity meter at 25 $^{\circ}\text{C}$. Piezo Axial Vibrator (PAV) rheology was conducted using a TriPAV High frequency Rheometer connected to a Stanford Research Systems SR860 Lock-in amplifier at 25 $^{\circ}\text{C}$ from 10 to 10,000 Hz, utilizing a 50 μm steel spacer shim (real sample thickness 26.27 μm) and a drive amplitude of 2 V. TriPAV software version v1.1.1-2.08 was used with temperature control achieved using a TriPAV heating/cooling jacket and a Kruss PT80 Heating/Cooling circulator. Calibration was achieved using Silicone S6 Newtonian standard with a viscosity of 7.21 cP at 25 $^{\circ}\text{C}$. Eighteen sets of values were recorded at each frequency with the average of the last 6 used for each data point. Continuous inkjet (CIJ) printing was conducted using a Domino Ax350i with an i-pulse print head, fitted with a 60 μm nozzle and modified to run from compressed air. Jetting pressure was set at 3 bar and the modulation voltage was set to auto modulate, whereby the printer utilized the maximum value on a modulation voltage vs break up time graph.

■ ASSOCIATED CONTENT

Data Availability Statement

The data underlying this study are available in the published article and its [Supporting Information](#).

Supporting Information

The Supporting Information is available free of charge at <https://pubs.acs.org/doi/10.1021/acsaenm.5c00390>.

Experimental procedures; ^1H and ^{13}C NMR spectra, GPC data, TGA data, DSC data, SAXS and WAXS profiles, rheological data, tensile testing data, formulation analysis (PDF)

AUTHOR INFORMATION

Corresponding Author

Wayne Hayes – Department of Chemistry, University of Reading, Reading RG6 6AD, U.K.; orcid.org/0000-0003-0047-2991; Phone: +44 118 378 6491; Email: w.c.hayes@reading.ac.uk; Fax: +44 118 378 6331

Authors

Matthew J. Hyder – Department of Chemistry, University of Reading, Reading RG6 6AD, U.K.; orcid.org/0000-0001-9458-6898

Jessica Godleman – Domino UK Ltd, Cambridge CB23 8TU, U.K.

Andrew Kyriacou – Domino UK Ltd, Cambridge CB23 8TU, U.K.

Stuart W. Reynolds – Domino UK Ltd, Cambridge CB23 8TU, U.K.

James E. Hallett – Department of Chemistry, University of Reading, Reading RG6 6AD, U.K.; orcid.org/0000-0002-9747-9980

Thomas Zinn – Diamond Light Source, Diamond Light Source Ltd, Didcot OX11 0DE, U.K.; orcid.org/0000-0001-8502-544X

Josephine L. Harries – Domino UK Ltd, Cambridge CB23 8TU, U.K.; orcid.org/0000-0001-5253-5494

Complete contact information is available at: <https://pubs.acs.org/10.1021/acsanm.5c00390>

Author Contributions

M.H. conceived the work, designed the experiments, and performed the experiments; M.H. and W.H. wrote the main manuscript; W.H. and J.L.H. supervised the project; J.G., A.K., and S.W.R. contributed with experiments and discussions. J.E.H. and T.Z. contributed with experiments. All authors reviewed the manuscript.

Notes

The authors declare no competing financial interest.

ACKNOWLEDGMENTS

The authors would like to acknowledge the financial support from the University of Reading and Domino Printing Sciences Ltd (PhD studentship for M.H.). In addition, the University of Reading (EPSRC—Doctoral Training Grant) is acknowledged for providing access to instrumentation in the Chemical Analysis Facility. We thank Diamond Light Source for the award 7 shifts of beamtime in AP35 with proposal reference number SM36844-1. We thank Cray Valley for the kind supply of Krasol HLBH-P 2000 and Alfa Chemicals for the kind supply of Stepanpol PC-20SP-30. We thank Professor Andrew Slark plus Thomas S. Jackson at the University of Sheffield for assistance with DSC analysis.

REFERENCES

- (1) Mulcahy, K. R.; Kilpatrick, A. F. R.; Harper, G. D. J.; Walton, A.; Abbott, A. P. Debondable Adhesives and Their Use in Recycling. *Green Chem.* **2022**, *24* (1), 36–61.
- (2) Korley, L. T. J.; Epps, T. H.; Helms, B. A.; Ryan, A. J. Toward Polymer Upcycling—Adding Value and Tackling Circularity. *Science* **2021**, *373* (6550), 66–69.
- (3) Belloch, N. D.; Yarbrough, H. J.; Mirica, K. A. Stimuli-Responsive Temporary Adhesives: Enabling Debonding on Demand through Strategic Molecular Design. *Chem. Sci.* **2021**, *12* (46), 15183–15205.
- (4) Gong, J.; Tavsani, B.; Gillies, E. R. Self-Immolative Polymers: From Synthesis to Applications. *Annu. Rev. Mater. Res.* **2024**, *54* (1), 47–73.
- (5) Gavriel, A. G.; Sambrook, M. R.; Russell, A. T.; Hayes, W. Recent Advances in Self-Immolative Linkers and Their Applications in Polymeric Reporting Systems. *Polym. Chem.* **2022**, *13*, 3188–3269.
- (6) del Prado, A.; Hohl, D. K.; Balog, S.; de Espinosa, L. M.; Weder, C. Plant Oil-Based Supramolecular Polymer Networks and Composites for Debonding-on-Demand Adhesives. *ACS Appl. Polym. Mater.* **2019**, *1* (6), 1399–1409.
- (7) Heinzmann, C.; Coulibaly, S.; Roulin, A.; Fiore, G. L.; Weder, C. Light-Induced Bonding and Debonding with Supramolecular Adhesives. *ACS Appl. Mater. Interfaces* **2014**, *6* (7), 4713–4719.
- (8) Salimi, S.; Babra, T. S.; Dines, G. S.; Baskerville, S. W.; Hayes, W.; Greenland, B. W. Composite Polyurethane Adhesives That Debond-on-Demand by Hysteresis Heating in an Oscillating Magnetic Field. *Eur. Polym. J.* **2019**, *121*, 109264.
- (9) Inglis, A. J.; Nebhani, L.; Altintas, O.; Schmidt, F. G.; Barner-Kowollik, C. Rapid Bonding/Debonding on Demand: Reversibly Cross-Linked Functional Polymers via Diels–Alder Chemistry. *Macromolecules* **2010**, *43* (13), 5515–5520.
- (10) Inada, M.; Horii, T.; Fujie, T.; Nakanishi, T.; Asahi, T.; Saito, K. Debonding-on-Demand Adhesives Based on Photo-Reversible Cycloaddition Reactions. *Mater. Adv.* **2023**, *4* (5), 1289–1296.
- (11) Babra, T. S.; Trivedi, A.; Warriner, C. N.; Bazin, N.; Castiglione, D.; Sivoir, C.; Hayes, W.; Greenland, B. W. Fluoride Degradable and Thermally Debondable Polyurethane Based Adhesive. *Polym. Chem.* **2017**, *8* (46), 7207–7216.
- (12) Oh, Y.; Park, J.; Park, J.-J.; Jeong, S.; Kim, H. Dual Cross-Linked, Polymer Thermosets: Modular Design, Reversible Transformation, and Triggered Debonding. *Chem. Mater.* **2020**, *32* (15), 6384–6391.
- (13) Damacet, P.; Yarbrough, H. J.; Belloch, N. D.; Noh, H.-J.; Mirica, K. A. Functional Design of Stimuli-Responsive Poly-(Phthalaldehyde)-Based Adhesives: Depolymerization Kinetics and Mechanical Strength Management through Plasticizer Addition. *Polym. Chem.* **2024**, *15* (11), 1112–1122.
- (14) Jung, S. H.; Choi, G.; Jeong, S.; Park, J.; Yoon, H.; Park, J.-J.; Kim, H. Synthesis of Stimuli-Responsive, Deep Eutectic Solvent-Based Polymer Thermosets for Debondable Adhesives. *ACS Sustainable Chem. Eng.* **2022**, *10* (41), 13816–13824.
- (15) Chattopadhyay, D. K.; Raju, K. V. S. N. Structural Engineering of Polyurethane Coatings for High Performance Applications. *Prog. Polym. Sci.* **2007**, *32* (3), 352–418.
- (16) Yilgor, I.; Yilgor, E.; Guler, I. G.; Ward, T. C.; Wilkes, G. L. FTIR Investigation of the Influence of Diisocyanate Symmetry on the Morphology Development in Model Segmented Polyurethanes. *Polymer* **2006**, *47* (11), 4105–4114.
- (17) Oprea, S.; Timpu, D.; Oprea, V. Design-Properties Relationships of Polyurethane Elastomers Depending on Different Chain Extenders Structures. *J. Polym. Res.* **2019**, *26*, 117.
- (18) Yilgor, E.; Burgaz, E.; Yurtsever, E.; Yilgor, I. Comparison of Hydrogen Bonding in Polydimethylsiloxane and Polyether Based Urethane and Urea Copolymers. *Polymer* **2000**, *41* (3), 849–857.
- (19) Pirl Ertem, S.; Yilgor, E.; Kosak, C.; Wilkes, G. L.; Zhang, M.; Yilgor, I. Effect of Soft Segment Molecular Weight on Tensile Properties of Poly(Propylene Oxide) Based Polyurethaneureas. *Polymer* **2012**, *53* (21), 4614–4622.
- (20) Choi, T.; Weksler, J.; Padsalgikar, A.; Runt, J. Influence of Soft Segment Composition on Phase-Separated Microstructure of Polydimethylsiloxane-Based Segmented Polyurethane Copolymers. *Polymer* **2009**, *50* (10), 2320–2327.

- (21) Yao, Y.; Xu, Z.; Liu, B.; Xiao, M.; Yang, J.; Liu, W. Multiple H-Bonding Chain Extender-Based Ultrastiff Thermoplastic Polyurethanes with Autonomous Self-Healability, Solvent-Free Adhesiveness, and AIE Fluorescence. *Adv. Funct. Mater.* **2021**, *31* (4), 2006944.
- (22) Burattini, S.; Colquhoun, H. M.; Fox, J. D.; Friedmann, D.; Greenland, B. W.; Harris, P. J. F.; Hayes, W.; Mackay, M. E.; Rowan, S. J. A Self-Repairing, Supramolecular Polymer System: Healability as a Consequence of Donor–Acceptor π – π Stacking Interactions. *Chem. Commun.* **2009**, No. 44, 6717–6719.
- (23) O'Donnell, A. D.; Hyder, M.; Chippindale, A. M.; Harries, J. L.; German, I. M.; Hayes, W. Healable Supramolecular Polyurethane Elastomers Possessing Pendant Bis-Aromatic Urea Recognition Units for Use in Repairable Coatings. *ACS Appl. Polym. Mater.* **2024**, *6* (24), 15242–15252.
- (24) Hyder, M.; O'Donnell, A. D.; Chippindale, A. M.; German, I. M.; Harries, J. L.; Shebanova, O.; Hamley, I. W.; Hayes, W. Tailoring Viscoelastic Properties of Dynamic Supramolecular Poly(Butadiene)-Based Elastomers. *Mater. Today Chem.* **2022**, *26*, 101008.
- (25) Tareq, A. Z.; Hyder, M.; Merino, D. H.; Chippindale, A. M.; Kaur, A.; Cooper, J. A.; Hayes, W. Thermally and Mechanically Robust Self-Healing Supramolecular Polyurethanes Featuring Aliphatic Amide End Caps. *Polymer* **2024**, *302*, 127052.
- (26) Zhang, H.; Yang, S.; Yang, Z.; Wang, D.; Han, J.; Li, C.; Zhu, C.; Xu, J.; Zhao, N. An Extremely Stretchable and Self-Healable Supramolecular Polymer Network. *ACS Appl. Mater. Interfaces* **2021**, *13* (3), 4499–4507.
- (27) Zhang, X.; Fevre, M.; Jones, G. O.; Waymouth, R. M. Catalysis as an Enabling Science for Sustainable Polymers. *Chem. Rev.* **2018**, *118* (2), 839–885.
- (28) Stanford, M. J.; Dove, A. P. Stereocontrolled Ring-Opening Polymerisation of Lactide. *Chem. Soc. Rev.* **2010**, *39* (2), 486–494.
- (29) Jehanno, C.; Alty, J. W.; Roosen, M.; De Meester, S.; Dove, A. P.; Chen, E. Y.-X.; Leibfarth, F. A.; Sardon, H. Critical Advances and Future Opportunities in Upcycling Commodity Polymers. *Nature* **2022**, *603* (7903), 803–814.
- (30) Coates, G. W.; Getzler, Y. D. Y. L. Chemical Recycling to Monomer for an Ideal, Circular Polymer Economy. *Nat. Rev. Mater.* **2020**, *5* (7), 501–516.
- (31) von Vacano, B.; Mangold, H.; Vandermeulen, G. W. M.; Battagliarin, G.; Hofmann, M.; Bean, J.; Kunkel, A. Sustainable Design of Structural and Functional Polymers for a Circular Economy. *Angew. Chem., Int. Ed.* **2023**, *62* (12), No. e202210823.
- (32) Zhu, J.-B.; Watson, E. M.; Tang, J.; Chen, E. Y.-X. A Synthetic Polymer System with Repeatable Chemical Recyclability. *Science* **2018**, *360* (6387), 398–403.
- (33) Zhu, J.; Chen, E. Y.-X. Catalyst-Sidearm-Induced Stereoselectivity Switching in Polymerization of a Racemic Lactone for Stereocomplexed Crystalline Polymer with a Circular Life Cycle. *Angew. Chem., Int. Ed.* **2019**, *58* (4), 1178–1182.
- (34) Jehanno, C.; Demartean, J.; Mantione, D.; Arno, M. C.; Ruipérez, F.; Hedrick, J. L.; Dove, A. P.; Sardon, H. Selective Chemical Upcycling of Mixed Plastics Guided by a Thermally Stable Organocatalyst. *Angew. Chem., Int. Ed.* **2021**, *60* (12), 6710–6717.
- (35) Peles-Strahl, L.; Sasson, R.; Slor, G.; Edelstein-Pardo, N.; Dahan, A.; Amir, R. J. Utilizing Self-Immulative ATRP Initiators To Prepare Stimuli-Responsive Polymeric Films from Nonresponsive Polymers. *Macromolecules* **2019**, *52* (9), 3268–3277.
- (36) Pal, S.; Sommerfeldt, A.; Davidsen, M. B.; Hinge, M.; Pedersen, S. U.; Daasbjerg, K. Synthesis and Closed-Loop Recycling of Self-Immulative Poly(Dithiothreitol). *Macromolecules* **2020**, *53* (12), 4685–4691.
- (37) Hansen-Felby, M.; Henriksen, M. L.; Pedersen, S. U.; Daasbjerg, K. Postfunctionalization of Self-Immulative Poly-(Dithiothreitol) Using Steglich Esterification. *Macromolecules* **2022**, *55* (13), 5788–5794.
- (38) Wuts, P. G. M.; Greene, T. W. *Greene's Protective Groups in Organic Synthesis*, 5th ed.; Rose, J., Ed.; John Wiley & Sons, Inc.: Hoboken, New Jersey, US, 2006. DOI: .
- (39) Kocienski, P. J. *Protecting Groups*, 3rd ed.; Georg Thieme Verlag: Stuttgart, Germany, 2005. DOI: .
- (40) Babra, T. S.; Wood, M.; Godleman, J. S.; Salimi, S.; Warriner, C.; Bazin, N.; Siviour, C. R.; Hamley, I. W.; Hayes, W.; Greenland, B. W. Fluoride-Responsive Debond on Demand Adhesives: Manipulating Polymer Crystallinity and Hydrogen Bonding to Optimise Adhesion Strength at Low Bonding Temperatures. *Eur. Polym. J.* **2019**, *119*, 260–271.
- (41) Babra, T. S.; Warriner, C.; Bazin, N.; Hayes, W.; Greenland, B. W. A Fluoride Degradable Crosslinker for Debond-on-Demand Polyurethane Based Crosslinked Adhesives. *Mater. Today Commun.* **2021**, *26*, 101777.
- (42) Fomina, N.; McFearn, C. L.; Almutairi, A. Increasing Materials' Response to Two-Photon NIR Light via Self-Immulative Dendritic Scaffolds. *Chem. Commun.* **2012**, *48* (73), 9138–9140.
- (43) Gill, K.; Mei, X.; Gillies, E. R. Self-Immulative Dendron Hydrogels. *Chem. Commun.* **2021**, *57* (84), 11072–11075.
- (44) Korda's, K.; Mustonen, T.; Tóth, G.; Jantunen, H.; Lajunen, M.; Soldano, C.; Talapatra, S.; Kar, S.; Vajtai, R.; Ajayan, P. M. Inkjet Printing of Electrically Conductive Patterns of Carbon Nanotubes. *Small* **2006**, *2* (8–9), 1021–1025.
- (45) Lee, H.-H.; Chou, K.-S.; Huang, K.-C. Inkjet Printing of Nanosized Silver Colloids. *Nanotechnology* **2005**, *16* (10), 2436–2441.
- (46) Bastola, A.; He, Y.; Im, J.; Rivers, G.; Wang, F.; Worsley, R.; Austin, J. S.; Nelson-Dummett, O.; Wildman, R. D.; Hague, R.; Tuck, C. J.; Turyanska, L. Formulation of Functional Materials for Inkjet Printing: A Pathway towards Fully 3D Printed Electronics. *Mater. Today Electron.* **2023**, *6*, 100058.
- (47) Hunt, C. B.; Askeland, R. A.; Slevin, L.; Prasad, K. A. High-Quality Inkjet Color Graphics Performance on Plain Paper. *Hewlett Packard J.* **1994**, *45*, 18–27.
- (48) Calvert, P. Inkjet Printing for Materials and Devices. *Chem. Mater.* **2001**, *13* (10), 3299–3305.
- (49) Carou-Senra, P.; Rodríguez-Pombo, L.; Awad, A.; Basit, A. W.; Alvarez-Lorenzo, C.; Goyanes, A. Inkjet Printing of Pharmaceuticals. *Adv. Mater.* **2024**, *36* (11), 2309164.
- (50) Saunders, R. E.; Derby, B. Inkjet Printing Biomaterials for Tissue Engineering: Bioprinting. *Int. Mater. Rev.* **2014**, *59* (8), 430–448.
- (51) Boland, T.; Xu, T.; Damon, B.; Cui, X. Application of Inkjet Printing to Tissue Engineering. *Biotechnol. J.* **2006**, *1* (9), 910–917.
- (52) Godleman, J.; Babra, T. S.; Afsar, A.; Kyriacou, A.; Thompson, M.; Harries, J. L.; Colquhoun, H. M.; Hayes, W. Functionalised PEGs with Photo-Dimerisable, Anthracenyl End-Groups: New UV-Curable Materials for Use in Inkjet Formulations. *Prog. Org. Coat.* **2021**, *151*, 106105.
- (53) Hart, L. R.; Harries, J. L.; Greenland, B. W.; Colquhoun, H. M.; Hayes, W. Supramolecular Approach to New Inkjet Printing Inks. *ACS Appl. Mater. Interfaces* **2015**, *7* (16), 8906–8914.
- (54) Shinoda, T.; Nishiwaki, T.; Inoue, H. Decomposition of Poly(4-Hydroxystyrene Sulfone) in Alkaline Aqueous Solutions. *J. Polym. Sci., Part A: Polym. Chem.* **2000**, *38* (15), 2760–2766.
- (55) Lobe, J. M.; Swager, T. M. Disassembly of Elastomers: Poly(Olefin Sulfone)-Silicones with Switchable Mechanical Properties. *Macromolecules* **2010**, *43* (24), 10422–10426.
- (56) Possanza Casey, C. M.; Moore, J. S. Base-Triggered Degradation of Poly(Vinyl Ester Sulfone)s with Tunable Sensitivity. *ACS Macro Lett.* **2016**, *5* (11), 1257–1260.
- (57) Yaguchi, H.; Sasaki, T. Photoinduced Depolymerization of Poly(Olefin Sulfone)s Possessing Photobase Generating Groups in the Side Chain. *Macromolecules* **2007**, *40* (26), 9332–9338.
- (58) Sasaki, T.; Hashimoto, S.; Nogami, N.; Sugiyama, Y.; Mori, M.; Naka, Y.; Le, K. V. Dismantlable Thermosetting Adhesives Composed of a Cross-Linkable Poly(Olefin Sulfone) with a Photobase Generator. *ACS Appl. Mater. Interfaces* **2016**, *8* (8), 5580–5585.
- (59) Hyder, M. J.; Godleman, J.; Chippindale, A. M.; Hallett, J. E.; Zinn, T.; Harries, J. L.; Hayes, W. Thermally and Base-Triggered

“Debond-on-Demand” Chain-Extended Polyurethane Adhesives. *Macromolecules* **2025**, *58* (1), 681–696.

(60) Ali, A.; van den Berg, R. J. B. H. N.; Overkleeft, H. S.; Filippov, D. V.; van der Marel, G. A.; Codée, J. D. C. Methylsulfonylethoxycarbonyl (Msc) and Fluorous Propylsulfonylethoxycarbonyl (FPsc) as Hydroxy-Protecting Groups in Carbohydrate Chemistry. *Tetrahedron Lett.* **2009**, *50*, 2185–2188.

(61) Hart, L. R.; Nguyen, N. A.; Harries, J. L.; Mackay, M. E.; Colquhoun, H. M.; Hayes, W. Perylene as an Electron-Rich Moiety in Healable, Complementary π – π Stacked, Supramolecular Polymer Systems. *Polymer* **2015**, *69*, 293–300.

(62) Skarja, G. A.; Woodhouse, K. A. Structure-Property Relationships of Degradable Polyurethane Elastomers Containing an Amino Acid-Based Chain Extender. *J. Appl. Polym. Sci.* **2000**, *75* (12), 1522–1534.

(63) Woodward, P. J.; Hermida Merino, D.; Greenland, B. W.; Hamley, I. W.; Light, Z.; Slark, A. T.; Hayes, W. Hydrogen Bonded Supramolecular Elastomers: Correlating Hydrogen Bonding Strength with Morphology and Rheology. *Macromolecules* **2010**, *43* (5), 2512–2517.

(64) Marin, G.; Vandermaesen, Ph.; Komornicki, J. Rheological Properties of Hot-Melt Adhesives: A Model for Describing the Effects of Resin Content. *J. Adhes.* **1991**, *35* (1), 23–37.

(65) Wu, S.; Cai, C.; Li, F.; Tan, Z.; Dong, S. Supramolecular Adhesive Materials from Natural Acids and Sugars with Tough and Organic Solvent-Resistant Adhesion. *CCS Chem.* **2021**, *3* (6), 1690–1700.

(66) Michal, B. T.; Spencer, E. J.; Rowan, S. J. Stimuli-Responsive Reversible Two-Level Adhesion from a Structurally Dynamic Shape-Memory Polymer. *ACS Appl. Mater. Interfaces* **2016**, *8* (17), 11041–11049.

(67) Das, S.; Samitsu, S.; Nakamura, Y.; Yamauchi, Y.; Payra, D.; Kato, K.; Naito, M. Thermo-Resetable Cross-Linked Polymers for Reusable/Removable Adhesives. *Polym. Chem.* **2018**, *9* (47), 5559–5565.

(68) Smith, A. J.; Alcock, S. G.; Davidson, L. S.; Emmins, J. H.; Hiller Bardsley, J. C.; Holloway, P.; Malfois, M.; Marshall, A. R.; Pizzey, C. L.; Rogers, S. E.; Shebanova, O.; Snow, T.; Sutter, J. P.; Williams, E. P.; Terrill, N. J. I22: SAXS/WAXS Beamline at Diamond Light Source – an Overview of 10 Years Operation. *J. Synchrotron Radiat.* **2021**, *28* (3), 939–947.

(69) Filik, J.; Ashton, A. W.; Chang, P. C. Y.; Chater, P. A.; Day, S. J.; Drakopoulos, M.; Gerring, M. W.; Hart, M. L.; Magdysyuk, O. V.; Michalik, S.; Smith, A.; Tang, C. C.; Terrill, N. J.; Wharmby, M. T.; Wilhelm, H. Processing Two-Dimensional X-Ray Diffraction and Small-Angle Scattering Data in DAWN 2. *J. Appl. Crystallogr.* **2017**, *50* (3), 959–966.

(70) Hansen, C. M. *Hansen Solubility Parameters, A User's Handbook*, 2nd ed.; CRC Press: Boca Raton, 2007. DOI: .