

Rebranded CentAUR

Quick guide to key changes for depositors

This guide is for University of Reading researchers. It explains key changes made to CentAUR from 9th December 2025.

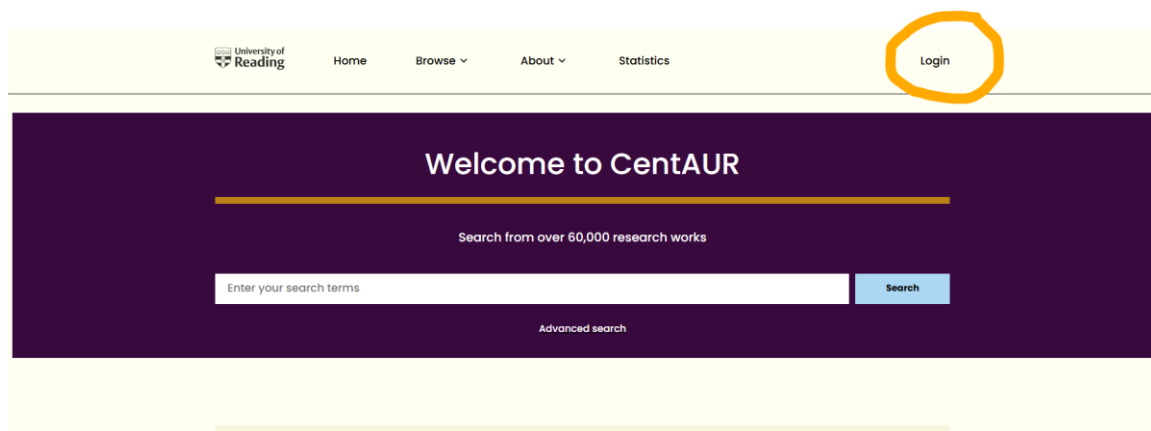
What has changed?

- “Login” is at the top right of the home page
- Key links are at the top of the screen instead of on the left of the screen
- The home page and publications’ summary pages have a new layout

There are no changes to the browse, search, deposit and ROSS report screens.

How do I log in?

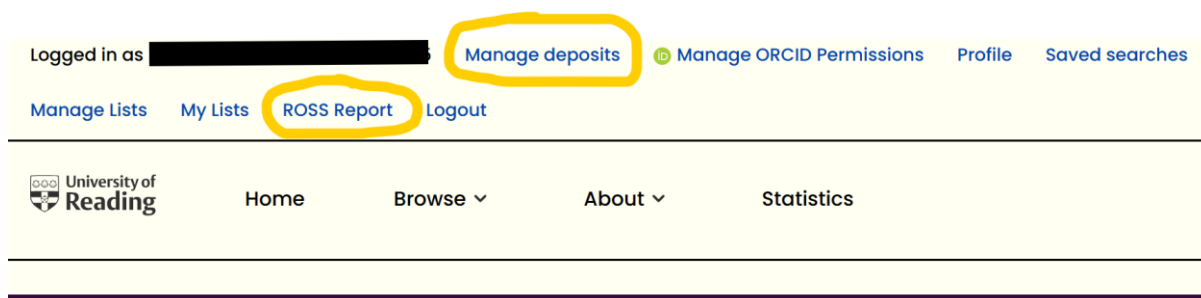
1. CentAUR URL <https://centaur.reading.ac.uk>
2. Click “Login” at the top right of the home screen
3. Log in with your University of Reading username and password
4. This takes you to your “Manage deposits” page where you can add new publications etc



Where are my links?

Please log in to see links to **Manage Deposits, Ross Report, etc.**

The links are at the top of the screen, above the University of Reading crest.




Where do I add new publications etc?

either

Log in and then click on “Manage Deposits” in the top menu

or

1. Click on the “Deposit publication” icon halfway down the home page.



2. At the top of the new page, click “Deposit publication link”

Deposit publication link

3. This takes you to your “Manage deposits” page where you can add new publications etc

Further information

Please contact centaur@reading.ac.uk if you need any help.