

Biomass partitioning and growth efficiency in four naturally regenerated forest tree species

Article

Accepted Version

Postprint - figures

Konopka, B., Pajtik, J., Moravcik, M. and Lukac, M. ORCID: <https://orcid.org/0000-0002-8535-6334> (2010) Biomass partitioning and growth efficiency in four naturally regenerated forest tree species. *Basic and Applied Ecology*, 11 (3). pp. 234-243. ISSN 1439-1791 doi: <https://doi.org/10.1016/j.baae.2010.02.004> Available at <https://centaur.reading.ac.uk/18389/>

It is advisable to refer to the publisher's version if you intend to cite from the work. See [Guidance on citing](#).

To link to this article DOI: <http://dx.doi.org/10.1016/j.baae.2010.02.004>

Publisher: Elsevier

All outputs in CentAUR are protected by Intellectual Property Rights law, including copyright law. Copyright and IPR is retained by the creators or other copyright holders. Terms and conditions for use of this material are defined in the [End User Agreement](#).

www.reading.ac.uk/centaur

CentAUR

Central Archive at the University of Reading

Reading's research outputs online

1 **Fig. 1** Root/shoot ratio in European beech, sessile oak, Scots pine and Norway spruce, x axis
2 diameter at base (DAB, mm).

3

4 **Fig. 2** Biomass allocation coefficients based on diameter at base (DAB) at three levels of
5 diameter increment of 2.5, 5.0 and 7.5 mm y⁻¹.

6

7 **Fig. 3** Inter-specific comparison of growth efficiency of stem (GE I, g.g⁻¹) and woody biomass
8 (GE II, g g⁻¹) at medium range diameter increment (5.0 mm y⁻¹).

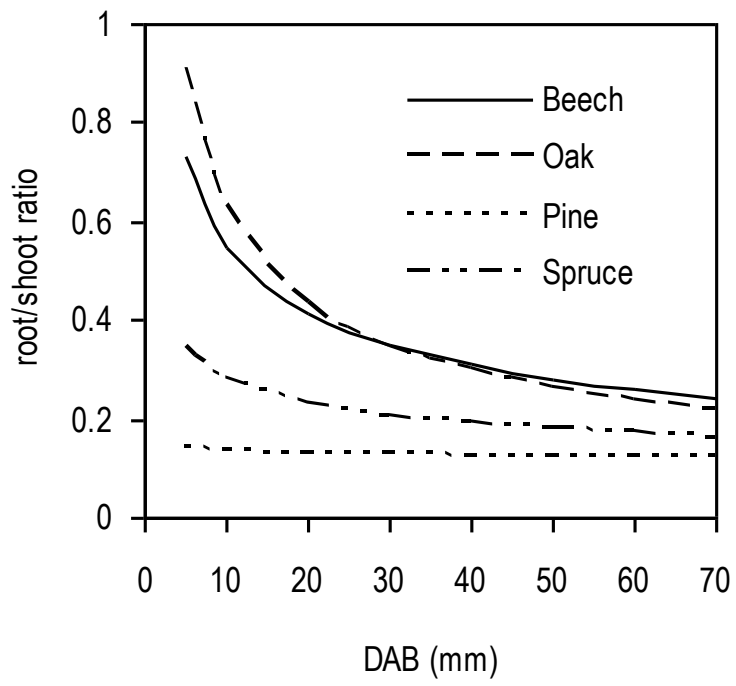
9

10 **Fig. 4** Growth efficiency of stem (GE I, g g⁻¹) and woody biomass (GE II, g g⁻¹, left axis) at three
11 levels of diameter (DAB, mm) increment and dry foliage biomass (DW, g, right axis).

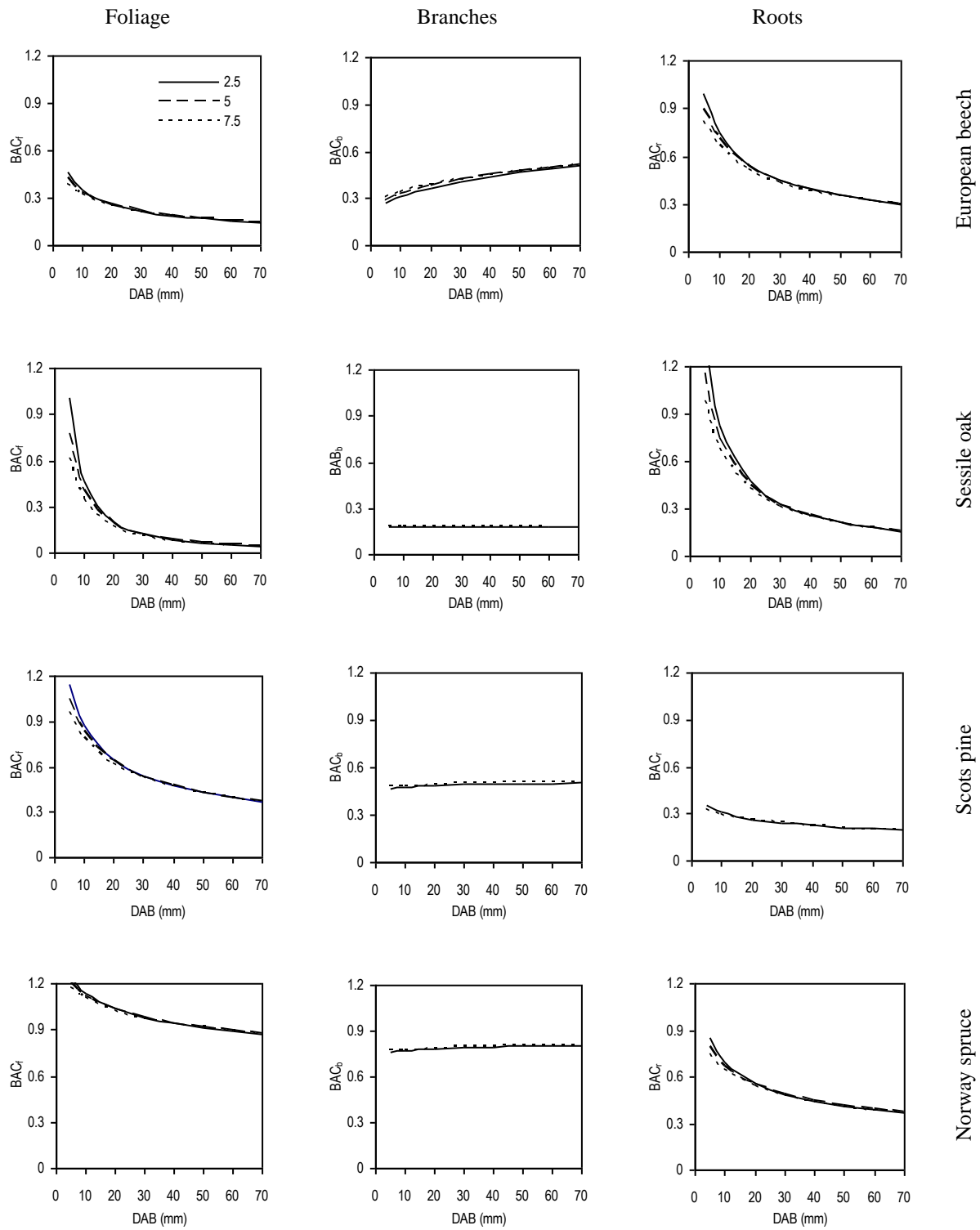
12

13

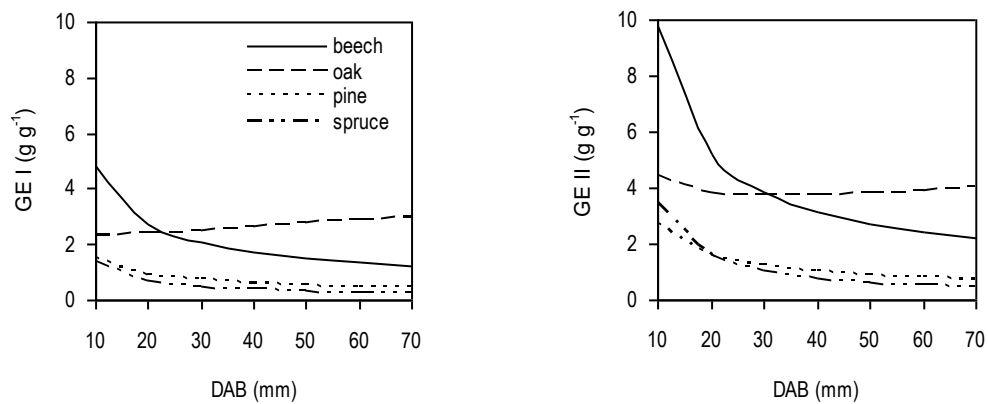
14 **Fig. 1**



15
16
17
18
19
20
21



25 **Fig. 3**



26

27

28

