

Padé approximants for the acoustical characteristics of rigid frame porous media

Article

Published Version

Chandler-Wilde, S. N. ORCID: <https://orcid.org/0000-0003-0578-1283> (1995) Padé approximants for the acoustical characteristics of rigid frame porous media. *Journal of the Acoustical Society of America*, 98 (2). pp. 1119-1129. ISSN 0001-4966 doi: <https://doi.org/10.1121/1.413610> Available at <https://centaur.reading.ac.uk/32665/>

It is advisable to refer to the publisher's version if you intend to cite from the work. See [Guidance on citing](#).

Published version at: <http://dx.doi.org/10.1121/1.413610>

To link to this article DOI: <http://dx.doi.org/10.1121/1.413610>

Publisher: Acoustical Society of America

All outputs in CentAUR are protected by Intellectual Property Rights law, including copyright law. Copyright and IPR is retained by the creators or other copyright holders. Terms and conditions for use of this material are defined in the [End User Agreement](#).

www.reading.ac.uk/centaur

CentAUR

Central Archive at the University of Reading

Reading's research outputs online



Padé approximants for the acoustical characteristics of rigid frame porous media

S. N. Chandler-Wilde

Department of Mathematics and Statistics, Brunel University, Uxbridge, Middlesex UB8 3PH, England

K. V. Horoshenkov

Department of Civil Engineering, University of Bradford, Bradford, West Yorkshire BD7 1DP, England

(Received 6 September 1994; revised 9 February 1995; accepted 13 March 1995)

In this paper it is shown that a number of theoretical models of the acoustical properties of rigid frame porous media, especially those involving ratios of Bessel functions of complex argument, can be accurately approximated and greatly simplified by the use of Padé approximation techniques. In the case of the model of Attenborough [J. Acoust. Soc. Am. **81**, 93–102 (1987)] rational approximations are produced for the characteristic impedance, propagation constant, dynamic compressibility, and dynamic density, as a function of frequency and the material parameters. The model proposed by Stinson and Champoux [J. Acoust. Soc. Am. **91**, 685–695 (1992)] is approximated via rational approximation for the viscosity correction function. © 1995 Acoustical Society of America.

PACS numbers: 43.28.En, 43.20.Gp, 43.20.Jr, 43.55.Ev

LIST OF SYMBOLS

C_b	complex compressibility of the bulk medium	k	wave number in fluid
c	adiabatic speed of sound	k_b	dynamic complex wave number of the bulk medium
d	depth of porous layer	N_{Pr}	Prandtl number
$d_e = qd$	effective depth of porous layer	P_0	static pressure
$F(z) = (z/4)I_1(z)/[I_0(z) - I_1(z)]$	modified viscosity correction function	q	tortuosity
F^+, F^-	viscosity correction functions for $e^{i\omega t}$, $e^{-i\omega t}$ time dependences	$r = \Omega/q$	reduced porosity
F_A	rational approximation to F	$S(z) = 2I_1(z)/[zI_0(z)]$	
f	frequency	s	Stinson and Champoux shape factor
g_C	compressibility function	s_p	Attenborough pore shape factor
G_C	rational approximation to the compressibility function	t	time
g_β	admittance function	Z_b	dynamic complex impedance of the bulk medium
G_β	rational approximation to the admittance function	$\beta_b = (\rho_0 c)/Z_b$	normalized characteristic admittance of the bulk medium
g_k	wave-number function	β_s	normalized surface admittance
G_k	rational approximation to the wave-number function	γ	ratio of specific heats
g_ρ	density function	λ_A	see Eqs. (12) and (41)
G_ρ	rational approximation to the density function	λ_s	see Eq. (45)
I_0, I_1	Modified Bessel functions of zeroth and first order	ρ_b	dynamic complex density of the bulk medium
J_0, J_1	Bessel functions of zeroth and first order	ρ_0	density of fluid
		σ	flow resistivity
		σ_e	effective flow resistivity
		Ω	porosity
		ω	angular frequency

INTRODUCTION

The variety of recent papers dedicated to the problem of sound propagation through porous materials displays the continued interest in the theoretical description of the acoustical properties of absorbent materials, particularly as the basis for noise control applications.^{1–7}

A standard approach for propagation in a rigid framed porous material has been to model the fluid-filled medium as

a homogeneous fluid with complex frequency-dependent impedance (Z_b) and propagation constant (k_b). Among the earlier work in this direction was that of Delany and Bazley⁸ who presented empirical formulas for Z_b and k_b as a function of frequency and the flow resistivity of the porous medium.

Attenborough,^{9–11} adopting a more theoretical microstructural approach and modifying previous work of Zwicker and Kosten¹² to include viscous and thermal effects in tortu-

ous pores of arbitrary shape, proposed theoretical formulas expressing Z_b and k_b (and also complex density ρ_b and compressibility C_b) as a function of frequency and of the material's porosity, flow resistivity, tortuosity, and pore shape factor.

Recently, Stinson and Champoux⁴ have shown that the pore shape factor itself in the Attenborough formulas should be chosen to be frequency dependent. Stinson and Champoux proposed a modified version of the Attenborough model, incorporating the cross-sectional shape of the pores in the medium in a different way, with a shape factor which depends only on the pore shape and is frequency independent.

Both these models, of Attenborough and of Stinson and Champoux, while soundly based and showing excellent agreement with experimental measurement (see especially the detailed experiments in Ref. 4), are more complex and difficult to compute than the simple empirical model of Delany and Bazley⁸ (and see Miki²), or the more recent semiempirical models of Allard and Champoux⁵ and Wilson,⁶ in that they involve computing a ratio of Bessel functions, $J_1(z)/J_0(z)$, for complex values of z , with argument $\pm \pi/4$. This extra complexity makes use of the models more difficult in terms of implementation, and computation with the models more time consuming. (The CPU time required to compute Z_b and k_b as functions of frequency and material parameters is an important consideration, for example, in inverse problems, where an attempt is made through some iterative numerical process to determine material parameters to fit observed acoustical data.) Furthermore, existing library routines for computation of J_0 and J_1 are usually limited in the argument range in which they can accurately estimate these functions due to the rapid growth and oscillations of $J_0(z)$ and $J_1(z)$ as $|z|$ increases with $\arg z = \pm \pi/4$.

In this paper we propose simple but accurate rational approximations for Z_b , k_b , ρ_b , and C_b as a function of frequency in the case of the Attenborough model (Sec. II), and for the viscosity correction function in the case of the Stinson and Champoux model. The approximations proposed enable both models to be accurately and efficiently computed for all combinations of parameter values. The main feature of the approximations is that, in each case, they capture the first few terms of the asymptotic behavior for both low and high frequency exactly, and, at the same time, provide a good degree of approximation at intermediate-frequency ranges.

I. THE ATTENBOROUGH MODEL

We present below the expressions derived by Attenborough⁹⁻¹¹ for the frequency-dependent dynamic complex density (ρ_b), compressibility (C_b), impedance (Z_b), and wave number (k_b), for propagation of acoustic waves in a fluid-filled rigid porous medium. These equations are a development of an approximate analysis by Zwikker and Kosten,¹² Zwikker and Kosten's analysis based on a model microstructure of parallel identical cylindrical pores of circular cross section with viscous and thermal flow effects treated separately. (The validity of Zwikker and Kosten's approach has recently been demonstrated by Stinson.³) We

choose to express Attenborough's formulas in a new but equivalent form which makes change of time dependence from $e^{-i\omega t}$ to $e^{i\omega t}$ trivial, aids construction of approximations to Attenborough's model, and has other advantages mentioned below.

We introduce first some complex-valued functions of a complex variable z . Let

$$S(z) := \frac{2J_1(iz)}{izJ_0(iz)} = \frac{2I_1(z)}{zI_0(z)}, \quad (1)$$

where, as usual, $:=$ denotes "is defined as" and J_0 and J_1 are the Bessel functions of zeroth and first order, respectively, and I_0 and I_1 are the corresponding modified Bessel functions (see Ref. 13). Let

$$g_\rho(z) := [1 - S(z)]^{-1}, \quad (2)$$

$$g_C(z) := 1 + (\gamma - 1)S(N_{Pr}^{1/2}z), \quad (3)$$

where γ , N_{Pr} were previously defined. Let

$$g_\beta(z) := \sqrt{g_C(z)/g_\rho(z)} \quad (4)$$

and

$$g_k(z) := \sqrt{g_C(z)g_\rho(z)}, \quad (5)$$

where the square roots (and all other square roots of complex quantities in the paper) are taken with positive real part.

In terms of the above functions it is easy to see that Attenborough's equations can be written as

$$\rho_b/\rho_0 = (q^2/\Omega)g_\rho(\sqrt{-i}\lambda_A), \quad (6)$$

$$C_b = (\Omega/\gamma P_0)g_C(\sqrt{-i}\lambda_A). \quad (7)$$

Further, since $\gamma P_0 = \rho_0 c^2$ and

$$\omega \rho_b = k_b Z_b, \quad (8)$$

$$\omega C_b = k_b / Z_b, \quad (9)$$

the normalized characteristic admittance of the porous medium, $\beta_b = \rho_0 c / Z_b$, is given by

$$\beta_b = (\Omega/q)g_\beta(\sqrt{-i}\lambda_A), \quad (10)$$

and the wave number by

$$k_b/k = qg_k(\sqrt{-i}\lambda_A). \quad (11)$$

In these equations $\Omega < 1$ is the porosity of the porous material and $q > 1$ the tortuosity. The dimensionless parameter λ_A is given by

$$\lambda_A = (1/2s_p)(8\rho_0 q^2 \omega / \Omega \sigma)^{1/2}, \quad (12)$$

where s_p is the pore shape factor ratio, σ the flow resistivity, and the other notations were previously defined.

Equations (6)–(11) are correct only for time dependence $e^{-i\omega t}$ but the change of time dependence to $e^{i\omega t}$ is straightforward. Since $(S(z))^* = S(z^*)$ (where z^* denotes the complex conjugate of z) and the same relation holds for the functions g_ρ , g_C , g_β , and g_k , to convert the above equations (6), (7), (10), and (11) to $e^{i\omega t}$ time dependence it is necessary merely to replace $-i$ by i throughout.

Note that, if the tortuosity and porosity take their limiting values $q = \Omega = 1$, then the functions $g_\rho(\sqrt{-i}\lambda_A)$,

$g_C(\sqrt{-i\lambda_A})$, $g_\beta(\sqrt{-i\lambda_A})$, and $g_k(\sqrt{-i\lambda_A})$ are the normalized density, compressibility, admittance, and wave number of the porous medium, respectively. Moreover, for arbitrary $q > 1$ and $\Omega < 1$ these functions are proportional to their respective acoustic variables for a given porous material. For this reason we will refer to g_ρ , g_C , g_β , and g_k as the density, compressibility, admittance, and wave-number functions, respectively.

Note also that the above way of writing the Attenborough model makes it clear that, although four physical variables appear in the model (q, Ω, s_p, σ), the acoustic properties of the medium (ρ_b, C_b, Z_b, k_b) depend on these variables only in the dimensionless combinations q , Ω , and λ_A , as pointed out by Sabatier *et al.*¹⁴ Thus only q , Ω , and λ_A can be determined from acoustic measurements alone, and if only acoustic measurement of Z_b is carried out, then only Ω/q and λ_A can be determined.

A. Low- and high-frequency approximations

To obtain simpler approximate formulas for low and high frequencies we consider the behavior of $S(z)$ for a small and large argument, respectively. From Ref. 13, expression (9.6.10) it follows that, as $z \rightarrow 0$,

$$S(z) = 1 - z^2/8 + z^4/48 + O(z^6), \quad (13)$$

while, from Ref. 13, expression (9.7.1), as $z \rightarrow \infty$,

$$S(z) = 2/z - 1/z^2 + O(z^{-3}), \quad |\arg z| < \pi/2. \quad (14)$$

From these formulas and Eqs. (2)–(5) it follows that

$$g_\beta(z) = \begin{cases} w_1(z - w_2 z^3) + O(z^5), & z \rightarrow 0, \\ 1 - w_3 z^{-1} + O(z^{-2}), & z \rightarrow \infty, \quad |\arg z| < \pi/2, \end{cases} \quad (15a)$$

$$(15b)$$

where

$$w_1 := \sqrt{\frac{\gamma}{8}}, \quad w_2 := \frac{1}{2} \left(\frac{(\gamma-1)N_{Pr}}{8\gamma} + \frac{1}{6} \right), \quad w_3 := 1 - \frac{\gamma-1}{N_{Pr}}. \quad (16)$$

Also

$$g_k(z) = \begin{cases} \tilde{w}_1(z^{-1} + \tilde{w}_2 z) + O(z^3), & z \rightarrow 0, \\ 1 + \tilde{w}_3 z^{-1} + O(z^{-2}), & z \rightarrow \infty, \quad |\arg z| < \pi/2, \end{cases} \quad (17a)$$

$$(17b)$$

where

$$\tilde{w}_1 := \sqrt{8\gamma}, \quad \tilde{w}_2 := \frac{1}{2} \left(\frac{1}{6} - \frac{(\gamma-1)N_{Pr}}{8\gamma} \right), \quad (18)$$

$$\tilde{w}_3 := 1 + (\gamma-1)/N_{Pr}^{1/2}.$$

Note that w_1 , w_2 , w_3 , \tilde{w}_1 , \tilde{w}_2 , and \tilde{w}_3 are all positive constants.

Approximating $g_\beta(z)$ and $g_k(z)$ by the first terms in the expansions (15) and (17) and substituting in Eqs. (10) and (11) leads to the following simple approximate formulas. For low-frequency and/or high flow resistivity ($\lambda_A \rightarrow \infty$),¹⁰

$$\beta_b \approx \frac{\gamma\Omega k}{k_b} \approx \frac{1}{2s_p} \left(\frac{\gamma\Omega\omega\rho_0}{2\sigma} \right)^{1/2} (1-i), \quad (19)$$

while, for high frequency and/or for low flow resistivity ($\lambda_A \rightarrow \infty$),⁹

$$k_b \approx q, \quad \beta_b \approx \Omega/q. \quad (20)$$

B. Padé approximants

The above formulas (15) and (17) provide good approximations for the admittance and wave-number functions g_β and g_k for small z and large z . In this section we develop approximations accurate throughout the entire relevant range of z .

The asymptotic developments (15) and (17) suggest that we seek rational approximations for $g_\beta(z)$ and $g_k(z)$ in the form¹⁵

$$g(z) \equiv G(z) = \frac{\sum_{l=0}^L A_l z^l}{\sum_{m=0}^M B_m z^m}, \quad (21)$$

choosing the coefficients in these approximations to match the first few terms of the asymptotic expansions for $g_\beta(z)$ and $g_k(z)$ for small and large z , given in (15) and (17), and to give a good fit also for intermediate values of z with $\arg z = \pm \pi/4$. Specifically, if we adopt approximations $G_\beta(z)$ and $G_k(z)$ for $g_\beta(z)$ and $g_k(z)$, respectively, of the form (21) with $L=M=4$, we can choose the coefficients so that

$$g_\beta(z) - G_\beta(z) = O(z^5), \quad (22)$$

$$g_k(z) - G_k(z) = O(z^3), \quad \text{as } z \rightarrow 0,$$

and

$$g_\beta(z) - G_\beta(z) = O(z^{-2}), \quad (23)$$

$$g_k(z) - G_k(z) = O(z^{-2}), \quad \text{as } z \rightarrow \infty,$$

with $|\arg z| < \pi/2$.

Note that the larger the values of L and M chosen, the more coefficients there are to adjust in (21), and the greater the accuracy that can be potentially achieved. (We must always have $L=M$, however, to obtain the correct asymptotic behaviour as $z \rightarrow \infty$.) It will be seen that with $L=M=4$ we obtain very accurate approximations G_β and G_k , so that a larger choice for L and M seems unnecessary, while other calculations not reported here show that the choice $L=M=3$ leads to much reduced accuracy. Further, there is a theoretical advantage in adopting values $L=M \leq 4$. With this restricted range, and provided that the coefficients are real and non-negative in (21), with A_1 and B_1 in fact strictly positive (this will subsequently be seen to be true—see Table I), one can be sure that the approximation $G(z)$ has no zeros or poles in the sector of the complex plane $|\arg z| \leq \pi/4$. This is a desirable property for the approximations $G_\beta(z)$ and $G_k(z)$ to have as it ensures that these functions and their inverses are analytic in the sector $|\arg z| < \pi/4$, which in turn ensures that β_b and k_b and their inverses are analytic, considered as functions of ω , in the half-plane $\text{Im } \omega > 0$. This is necessary to guarantee that causality is satisfied—see Rienstra¹⁶ and Miki.²

The condition (22) ensures linear relationships between the coefficients in (21) and, in particular, implies that the approximations take the form

TABLE I. Coefficient values appropriate to air for the rational approximants (24) and (25) to the admittance and wave-number functions.

m	a_m	b_m	\tilde{a}_m	\tilde{b}_m
1	...	0.487816	0.571125	...
2	0.487816	0.272785	0.281620	0.571125
3	0.176809	0.081597	0.080889	0.210930
4	0.034778	0.014549	0.012106	0.040516

$$G_\beta(z) = w_1 z \frac{1 + a_2 z + a_3 z^2 + a_4 z^3}{1 + b_1 z + b_2 z^2 + b_3 z^3 + b_4} \quad (24)$$

and

$$G_k(z) = \frac{\tilde{w}_1}{z} \frac{1 + \tilde{a}_1 z + \tilde{a}_2 z^2 + \tilde{a}_3 z^3 + \tilde{a}_4}{1 + \tilde{b}_2 z + \tilde{b}_3 z^2 + \tilde{b}_4 z^3} \quad (25)$$

[w_1 and \tilde{w}_1 defined by (16) and (18)].

Conditions (22) and (23) are insufficient to determine the coefficients in (24) and (25) uniquely and only ensure that the approximate admittance and wave-number functions $G_\beta(z)$ and $G_k(z)$ are highly accurate for small and large z . To ensure a good fit also for intermediate values of z , especially for $\arg z = \pm \pi/4$, of importance when calculating β_b and k_b from expressions (10) and (11) with $e^{\pm i\omega t}$ time dependence, we impose the additional conditions

$$g_\beta(z_0) = G_\beta(z_0), \quad g_\beta(z_0^*) = G_\beta(z_0^*) \quad (26)$$

and

$$g_k(\tilde{z}_0) = G_k(\tilde{z}_0), \quad g_k(\tilde{z}_0^*) = G_k(\tilde{z}_0^*) \quad (27)$$

for some points z_0 and \tilde{z}_0 with $\arg z_0 = \arg \tilde{z}_0 = -\pi/4$.

The conditions (22), (23), (26), and (27) can be written as two sets of seven simultaneous linear equations for the unknown coefficients, namely

$$\begin{bmatrix} g_0 & g_0 z_0 & g_0 z_0^2 & g_0 z_0^3 & -w_1 z_0 & -w_1 z_0^2 & -w_1 z_0^3 \\ g_0^* & g_0^* z_0^* & g_0^* z_0^{*2} & g_0^* z_0^{*3} & -w_1 z_0^* & -w_1 z_0^{*2} & -w_1 z_0^{*3} \\ 1 & 0 & 0 & 0 & -1 & 0 & 0 \\ 0 & 1 & 0 & 0 & 0 & -1 & 0 \\ -w_2 & 0 & 1 & 0 & 0 & 0 & -1 \\ 0 & 0 & 0 & 1 & 0 & 0 & -w_1 \\ 0 & 0 & 1 & -w_3 & 0 & -w_1 & 0 \end{bmatrix} \begin{bmatrix} b_1 \\ b_2 \\ b_3 \\ b_4 \\ a_1 \\ a_2 \\ a_3 \end{bmatrix} = \begin{bmatrix} w_1 - g_0/z_0 \\ w_1 - g_0^*/z_0^* \\ 0 \\ w_2 \\ 0 \\ 0 \\ 0 \end{bmatrix} \quad (28)$$

and

$$\begin{bmatrix} \tilde{g}_0 \tilde{z}_0^2 & \tilde{g}_0 \tilde{z}_0^3 & \tilde{g}_0 \tilde{z}_0^4 & -\tilde{w}_1 \tilde{z}_0 & -\tilde{w}_1 \tilde{z}_0^2 & -\tilde{w}_1 \tilde{z}_0^3 & -\tilde{w}_1 \tilde{z}_0^4 \\ \tilde{g}_0^* \tilde{z}_0^{*2} & \tilde{g}_0^* \tilde{z}_0^{*3} & \tilde{g}_0^* \tilde{z}_0^{*4} & -\tilde{w}_1 \tilde{z}_0^* & -\tilde{w}_1 \tilde{z}_0^{*2} & -\tilde{w}_1 \tilde{z}_0^{*3} & -\tilde{w}_1 \tilde{z}_0^{*4} \\ 1 & 0 & 0 & -1 & 0 & 0 & 0 \\ 0 & 1 & 0 & 0 & -1 & 0 & 0 \\ \tilde{w}_2 & 0 & 1 & 0 & 0 & -1 & 0 \\ 0 & 0 & 1 & 0 & 0 & 0 & -\tilde{w}_1 \\ 0 & 1 & \tilde{w}_3 & 0 & 0 & -\tilde{w}_1 & 0 \end{bmatrix} \begin{bmatrix} \tilde{b}_1 \\ \tilde{b}_2 \\ \tilde{b}_3 \\ \tilde{a}_1 \\ \tilde{a}_2 \\ \tilde{a}_3 \\ \tilde{a}_4 \end{bmatrix} = \begin{bmatrix} \tilde{w}_0 - \tilde{g}_0 \tilde{z}_0 \\ \tilde{w}_0^* - \tilde{g}_0^* \tilde{z}_0^* \\ 0 \\ -\tilde{w}_2 \\ 0 \\ 0 \\ 0 \end{bmatrix} \quad (29)$$

In these equations we have introduced the additional notations $g_0, g_0^*, \tilde{g}_0, \tilde{g}_0^*$, where

$$g_0 := g_\beta(z_0), \quad g_0^* := g_\beta(z_0^*) = (g_\beta(z_0))^*, \quad (30a)$$

$$\tilde{g}_0 := g_k(\tilde{z}_0), \quad \tilde{g}_0^* := g_k(\tilde{z}_0^*) = (g_k(\tilde{z}_0))^*. \quad (30b)$$

All the elements of the coefficient matrices and right-hand side vectors in (28) and (29) are real except for those in the first and second rows, and the elements in the second row, in view of (30), are just the complex conjugate of the elements in the first row. It is easy to see, therefore, that the solutions of (28) and (29) must be real, from which it follows that the approximate functions G_β and G_k satisfy the relations

$$G_\beta(z^*) = (G_\beta(z))^*, \quad G_k(z^*) = (G_k(z))^*, \quad (31)$$

satisfied by the original functions g_β and g_k .

For $\gamma=1.4$ and $N_{Pr}=0.708$, values appropriate to air, the authors have solved the above systems for various choices of the points z_0 and \tilde{z}_0 , with $\arg z_0 = \arg \tilde{z}_0 = -\pi/4$, and have selected values $z_0 = 4.11e^{-i\pi/4}$ and $\tilde{z}_0 = 5.11e^{-i\pi/4}$ as ensuring good agreement between the approximate and exact admittance and wave-number functions. With these choices of z_0 and \tilde{z}_0 the solutions of (28) and (29) are shown in Table I.

Replacing g_β and g_k by the approximate admittance and wave-number functions G_β and G_k in (8)–(11), we obtain the following approximations to Attenborough's equations:

$$\beta_b = (\Omega/q) G_\beta(\sqrt{-i}\lambda_A), \quad (32)$$

$$k_b/k = q G_k(\sqrt{-i}\lambda_A), \quad (33)$$

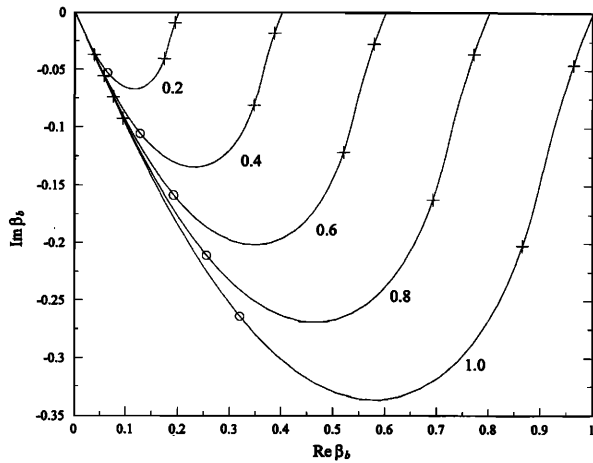


FIG. 1. Locus of $\beta_b = r g_\beta(\lambda_A)$ in the complex plane as λ_A increases from 0 to $+\infty$. The parameter is the reduced porosity r . On each curve λ_A increases by a factor of $\sqrt{10}$ on moving from one marker (\circ or $+$) to the next. \circ marks the value of β_b when $\lambda_A = 1$.

$$\rho_b / \rho_0 = (q^2 / \Omega) G_\rho(\sqrt{-i} \lambda_A), \quad (34)$$

$$C_b = (\Omega / \gamma P_0) G_C(\sqrt{-i} \lambda_A). \quad (35)$$

In Eqs. (34) and (35) we have introduced approximate density and compressibility functions G_ρ and G_C , also rational functions, defined by

$$G_\rho(z) := G_k(z) / G_\beta(z), \quad (36)$$

$$G_C(z) := G_k(z) G_\beta(z). \quad (37)$$

The other notations are as previously introduced, with G_β , G_k defined by (24) and (25) and the coefficients as given in Table I.

As in the case of the original equations, (6), (7), (10), and (11), the above equations (32)–(35) are correct for $e^{-i\omega t}$ time dependence. Since G_β and G_k satisfy the relations (31), the formulas for $e^{i\omega t}$ time dependence are obtained simply by replacing $-i$ by i in each equation.

The approximation (32) is particularly important for the case of sound propagation over a fluid-filled rigid frame porous half-space (for example, modeling outdoor sound propagation¹⁰). The normalized admittance of the surface of the porous half-space is simply β_b .

Figure 1 shows the locus of β_b in the complex plane as λ_A increases from 0 to $+\infty$, for various values of the parameter $r := \Omega / q$, which will be referred to as the “reduced porosity.” Since $0 < \Omega < 1$ and $q > 1$, the reduced porosity satisfies $0 < r < \Omega < 1$. Thus, for all values of the physical parameters, the admittance β_b lies in the region of the complex plane which lies between the real axis and the curve $g_\beta(\lambda); 0 \leq \lambda < \infty$. As can be seen from this diagram and (15), this region is contained in the sector $-\pi/4 \leq \arg \beta_b \leq 0$, $|\beta_b| \leq 1$.

Figures 2–5 show the errors in the approximate admittance and wave-number functions $G_\beta(z)$ and $G_k(z)$ on the line $\arg z = -\pi/4$. [Since G_β and G_k satisfy the symmetry relations (31) as do the original functions g_β and g_k the errors have the same magnitude also on the line $\arg z = \pi/4$.]

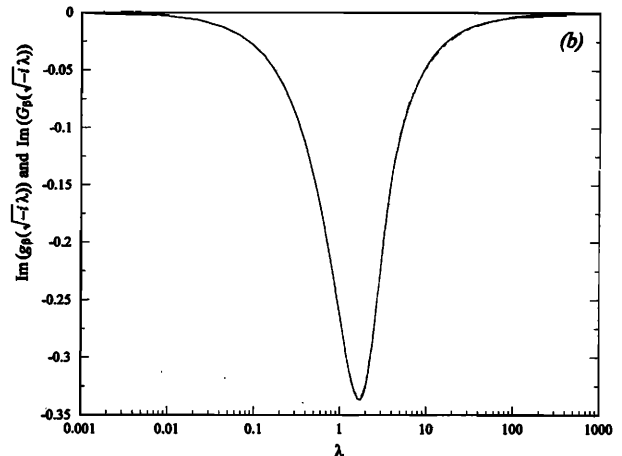
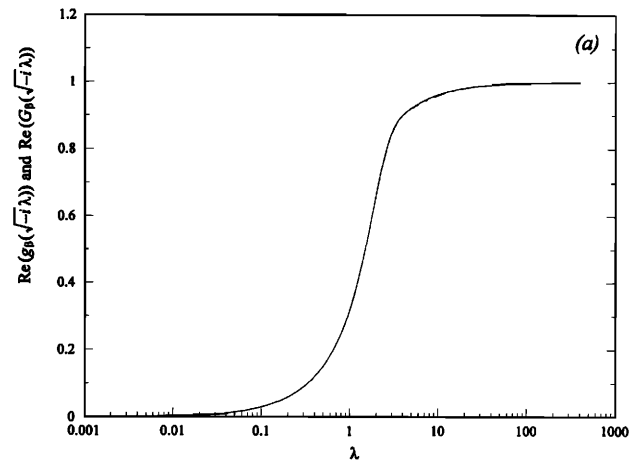


FIG. 2. Plot of the real and imaginary parts of $g_\beta(\sqrt{-i} \lambda)$ (—) and its approximation $G_\beta(\sqrt{-i} \lambda)$ (---) against λ . (a) Real parts; (b) imaginary parts.

The real and imaginary parts of $g_\beta(\sqrt{-i} \lambda)$ and $G_\beta(\sqrt{-i} \lambda)$ are compared in Fig. 2(a) and (b). In Fig. 3 $\Delta G_\beta(\sqrt{-i} \lambda)$ is plotted against λ , where $\Delta G_\beta(\sqrt{-i} \lambda)$ is the relative error in the admittance function, defined by

$$\Delta G_\beta(z) := \left| \frac{g_\beta(z) - G_\beta(z)}{g_\beta(z)} \right|.$$

In each of Figs. 2 and 3 it can be seen that, due to the conditions (22) and (23) which have been imposed, the approximation $G_\beta(\sqrt{-i} \lambda)$ is very accurate for small and large λ . Because of the condition (26), applied with $z_0 = 4.11 \sqrt{-i}$, the approximation is also very accurate near $\lambda = 4.11$. The largest errors are in the imaginary part of G_β [see Fig. 2(b)], but the relative error does not exceed 3.4×10^{-3} (i.e., 0.34%) and is less than 2.0×10^{-3} (i.e., 0.2%) for $\lambda < 1.5$ and $\lambda > 20$ (see Fig. 3).

Figures 4 and 5 illustrate in a similar way the errors in the approximate wave-number function $G_k(\sqrt{-i} \lambda)$. Figure 4(a) and (b) compares the real and imaginary parts of $g_k(\sqrt{-i} \lambda)$ and $G_k(\sqrt{-i} \lambda)$, plotted against λ . In each of the graphs the curves corresponding to g_k and to its approximation G_k are indistinguishable. In Fig. 5 $\Delta G_k(\sqrt{-i} \lambda)$ is plotted against λ , where $\Delta G_k(\sqrt{-i} \lambda)$ is the relative error in $G_k(z)$, defined by

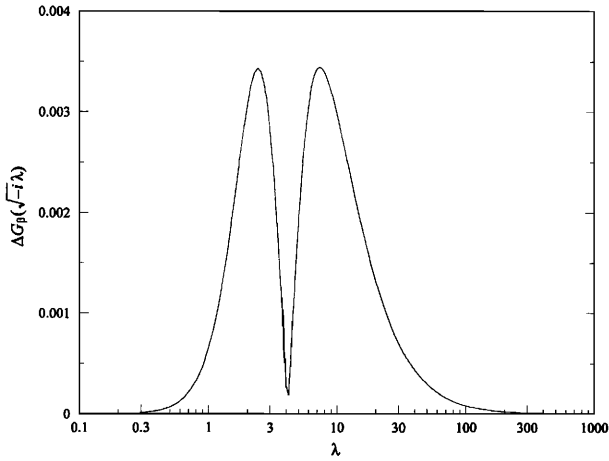


FIG. 3. Plot of relative error $\Delta G_\beta(\sqrt{-i\lambda})$, in the approximation $G_\beta(\sqrt{-i\lambda})$, against λ .

$$\Delta G_k(z) := \left| \frac{g_k(z) - G_k(z)}{g_k(z)} \right|.$$

Again, due to the conditions (22) and (23), the relative error is particularly small for small and large λ . Further, due to the condition (27) imposed with $\bar{z}_0 = 5.12\sqrt{-i}$, the error is also very small in the neighborhood of $\lambda=5.12$. For all

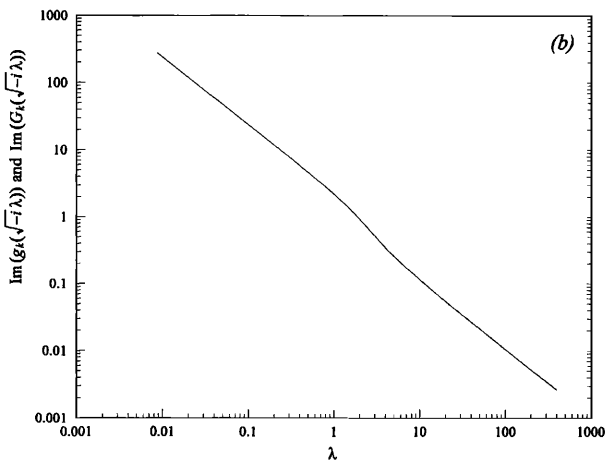
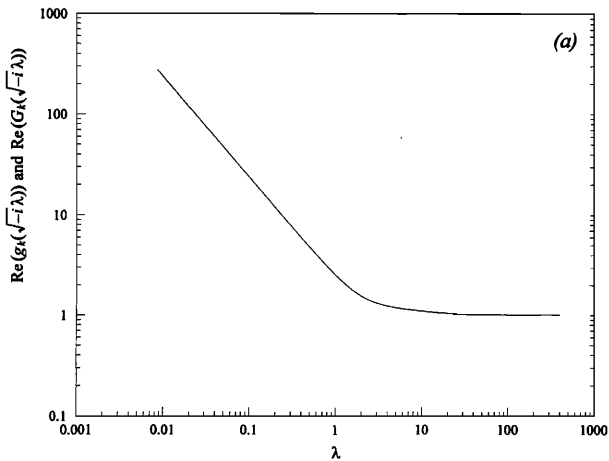


FIG. 4. Plots of the real and imaginary parts of $g_k(\sqrt{-i\lambda})$ (—) and its approximation $G_k(\sqrt{-i\lambda})$ (---) against λ . (a) Real parts; (b) imaginary parts.

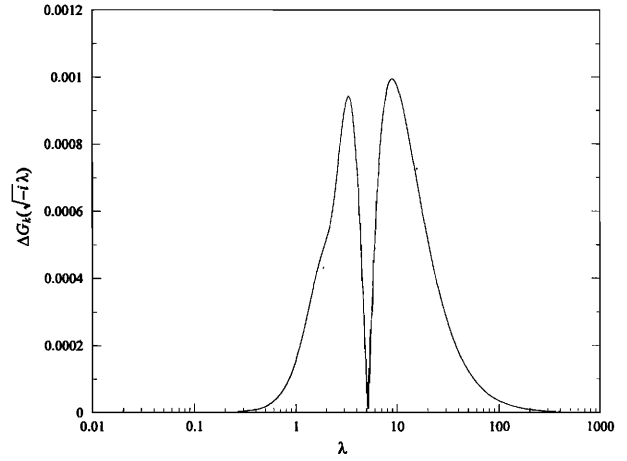


FIG. 5. Plot of relative error $\Delta G_k(\sqrt{-i\lambda})$, in the approximation $G_k(\sqrt{-i\lambda})$, against λ .

values of λ the relative error is less than 10^{-3} (0.1%).

The computation of the admittance and wave-number functions g_β and g_k , is particularly important in order to make, using the Attenborough model, predictions of acoustic wave propagation in porous media, and predictions of reflection and transmission coefficients for acoustic waves incident at a porous fluid-filled interface. It is less frequently important to compute the complex density ρ_b and compressibility C_b accurately. This being the case, the interpolation points z_0 and \bar{z}_0 above were selected in order to minimize the errors in G_β and G_k rather than in the approximate density and compressibility functions G_ρ and G_C .

These latter errors are shown in Figs. 6 and 7. In Figs. 6(a) and (b) the real and imaginary parts of the density function $g_\rho(\sqrt{-i\lambda})$ and its approximation $G_\rho(\sqrt{-i\lambda})$ are plotted against λ . It can be seen that the imaginary parts of $g_\rho(\sqrt{-i\lambda})$ and $G_\rho(\sqrt{-i\lambda})$ are almost indistinguishable: there is noticeable error in the real part of $G_\rho(\sqrt{-i\lambda})$ for $0.4 < \lambda < 4.0$, but over most of this range the real part of $g_\rho(\sqrt{-i\lambda})$ is in any case small compared to its imaginary part.

Figure 7(a) and (b) compares the real and imaginary parts of the compressibility function $g_C(\sqrt{-i\lambda})$ and its approximation $G_C(\sqrt{-i\lambda})$. Again the agreement, especially in the real part, is very good. There are slight differences in the imaginary parts around $\lambda=3$, but it can be noted that, for all λ , the imaginary part is a much smaller component.

C. Impedance models for porous surfaces

An important application of the Attenborough model is to provide a description of the frequency dependence of the acoustical impedance of porous fluid-filled surfaces.¹⁰ If the boundary is modeled as a homogeneous porous half-space then the normalized surface admittance is simply $\beta_s = \beta_b$, while if the boundary is modeled as a rigidly backed homogeneous porous layer of thickness d , the normalized surface admittance is¹⁰

$$\beta_s = \beta_b \tanh(-ik_b d). \quad (38)$$

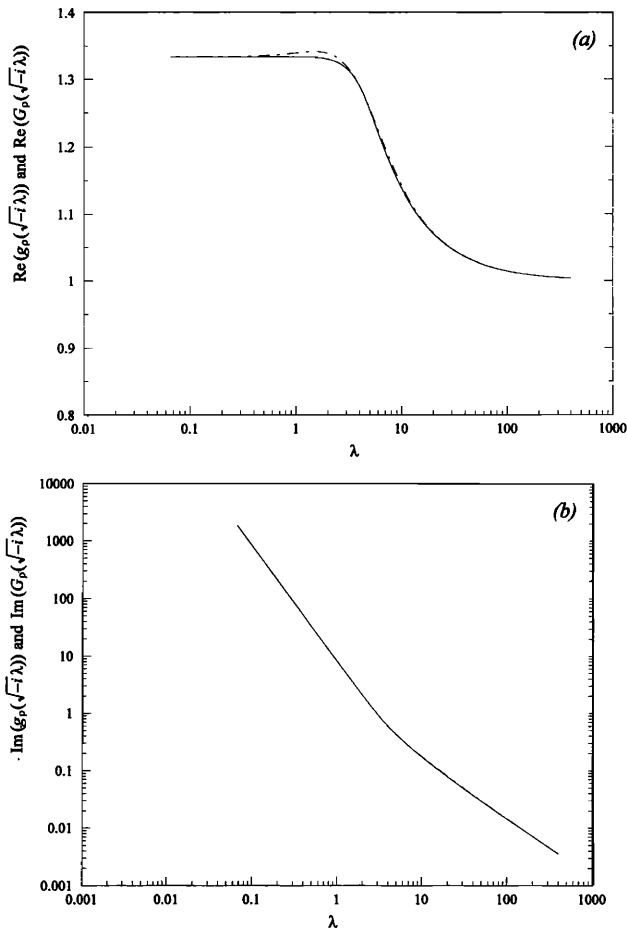


FIG. 6. Plots of the real and imaginary parts of $g_\rho(\sqrt{-i\lambda})$ (—) and its approximation $G_\rho(\sqrt{-i\lambda})$ (---) against λ . (a) Real parts; (b) imaginary parts.

More generally still, if the porous layer is backed by a porous half-space of normalized admittance (relative to air) β'_b and wave number k'_b , the normalized surface admittance is

$$\beta_s = \beta_b(1 - \chi)/(1 + \chi),$$

with

$$\chi = \exp(2ik_b d)(1 - \tau)/(1 + \tau), \quad \tau = \beta'_b/\beta_b.$$

Clearly, this equation reduces to $\beta_s = \beta_b$ if $\beta'_b = \beta_b$, or to Eq. (38) if $\beta'_b = 0$.

In many cases, for example, when modeling propagation over outdoor ground surfaces, it will be inconvenient to directly measure the parameters Ω , s_p , q , and σ in the Attenborough model, or impossible to obtain undisturbed samples, or samples which are representative of the area over which propagation is of interest. In these cases it is common to attempt to determine the parameters in the surface admittance model by acoustical measurements alone.

We have already remarked, at the beginning of Sec. I, following Sabatier *et al.*,¹⁴ that acoustical measurement alone cannot determine all four parameters. For this reason, following Attenborough¹⁰ (and using the redefinition of the pore shape factor ratio in Attenborough¹¹), we introduce an effective flow resistivity

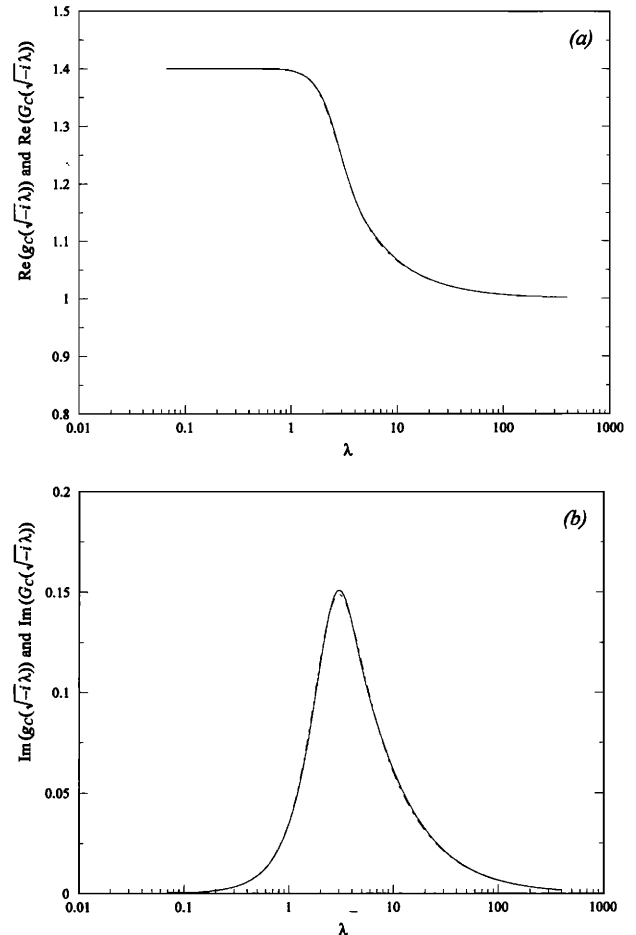


FIG. 7. Plots of the real and imaginary parts of $g_c(\sqrt{-i\lambda})$ (—) and its approximation $G_c(\sqrt{-i\lambda})$ (---) against λ . (a) Real parts; (b) imaginary parts.

$$\sigma_e = 4s_p^2\sigma/\Omega. \quad (39)$$

In terms of this effective flow resistivity and the reduced porosity $r = \Omega/q$, and replacing the admittance function g_β by its rational approximant G_β ; from Eqs. (10) and (12) the surface admittance of a surface modeled as a porous half-space is

$$\beta_s = rG_\beta(\sqrt{-i\lambda_A}), \quad (40)$$

with

$$\lambda_A = (8\rho_0\omega/r^2\sigma_e)^{1/2} = (7.77/r)(f/\sigma_e)^{1/2}, \quad (41)$$

where $f = \omega/(2\pi)$, when the fluid is air of density $\rho_0 = 1.2 \text{ kg m}^{-3}$. Clearly (40) and (41) form a two-parameter impedance model with parameters r and σ_e .

From (19) we see that when λ_A is small (40) reduces to

$$\beta_s = (\gamma\rho_0\pi)^{1/2}(f/\sigma_e)^{1/2}(1 - i) = 2.30(f/\sigma_e)^{1/2}(1 - i), \quad (42)$$

this being the one-parameter ground impedance model proposed by Attenborough.¹⁰ From the first neglected term in (15a) (note that $w_2 = 0.0960$ for air) we estimate that this approximation is accurate to $\pm 10\%$ provided $\lambda_A^2 w_2 \leq 0.1$; that is, $f \leq 0.017r^2\sigma_e$. For example, for outdoor sound propagation above a sandy soil (Ref. 10, Sec. 3.1), with

$r \approx 0.2$, $\sigma_e \approx 300\,000 \text{ N s m}^{-4}$, this criterion gives the limited range $f \leq 200 \text{ Hz}$ as the range of validity of (42). In contrast, as we have seen in the previous section, (40) has high accuracy for all λ_A , but at the same time is very straightforward to compute. Equation (40) is also to be preferred to the two-parameter ground impedance model in Sabatier *et al.*¹⁴ based on approximations to the Attenborough model valid for small λ_A as this model also has the wrong behavior at high frequency [compare Eq. (20) with the high-frequency limit given in Eq. (8) of Sabatier *et al.*].

For large λ_A , from (20), Eq. (38) reduces to $\beta_s = r$. Thus we see that the high-frequency behavior of the surface impedance for a porous half-space is determined solely by the reduced porosity r , while the low-frequency behavior is determined only by σ_e .

Replacing the admittance and wave-number functions by their rational approximants G_β and G_k , from Eqs. (32), (33), and (40), we see that the surface admittance of a surface modeled as a rigid-backed porous layer is

$$\beta_s = rG_\beta(\sqrt{-i}\lambda_A)\tanh[-ikd_eG_k(\sqrt{-i}\lambda_A)], \quad (43)$$

with λ_A given by (41), and where we have introduced an effective depth $d_e = qd$. This is a three-parameter model, with parameters r , σ_e , and d_e , which is a very accurate approximation to the full Attenborough model for the surface impedance of a rigidly backed layer, throughout the frequency range and for all layer depths, in contrast, for example, to the two-parameter model given in Ref. 10, Eq. (33). At the same time, since G_β and G_k are given as the ratio of two polynomials, (43) is easy to compute.

Finally, if the ground is modeled as a porous layer of depth d (effective depth $d_e = qd$), flow resistivity σ_e , and reduced porosity r , backed by a homogeneous half-space of effective flow resistivity σ'_e and reduced porosity r' , the normalized surface admittance β_s is given by

$$\beta_s = rG_\beta(\sqrt{-i}\lambda_A)(1-\chi)/(1+\chi), \quad (44)$$

with

$$\chi = \exp[2ikd_eG_k(\sqrt{-i}\lambda_A)](1-\tau)/(1+\tau),$$

$$\tau = r'G_\beta(\sqrt{-i}\lambda'_A)/[rG_\beta(\sqrt{-i}\lambda_A)],$$

$$\lambda'_A = (1/r')(8\rho_0\omega/\sigma'_e)^{1/2},$$

and λ_A given by (41). This is a five-parameter model of ground impedance with parameters r , σ_e , d_e , r' , and σ'_e . It reduces to the two-parameter model (40) if $r = r'$ and $\sigma_e = \sigma'_e$, and to the three-parameter model (43) if $r' = 0$.

II. STINSON AND CHAMPOUX MODEL

Based on the viscosity correction function F given by Biot^{17,18} and on a suggestion of Allard *et al.*,¹⁹ Stinson and Champoux propose a modified version of the Attenborough model of the previous section which introduces a pore shape factor in a different and a more valid way.

From Stinson and Champoux [Ref. 4, Eqs. (33) and (64)], and changing their $e^{i\omega t}$ time dependence to a $e^{-i\omega t}$ time dependence for comparison with the previous section,

the complex density of a bulk rigid frame porous material containing pores of uniform cross section is given by

$$\rho_b = (q^2/\Omega)\rho_0 - (\sigma/i\omega)F(\sqrt{-i}\lambda_s), \quad (45)$$

where

$$\lambda_s = s(8\rho_0\omega q^2/(\Omega\sigma))^{1/2}, \quad (46)$$

s is the Stinson and Champoux shape factor, and the other variables are as previously defined (see List of Symbols). To unify the treatment of the $e^{-i\omega t}$ and $e^{i\omega t}$ time dependence cases we have modified the definition of the viscosity correction function. Our function F is defined, for arbitrary complex z , by

$$F(z) := \frac{1}{8} \frac{z^2 S(z)}{1 - S(z)},$$

so that, from Eq. (1),

$$F(z) = \frac{zI_1(z)}{4[I_0(z) - I_1(z)]}. \quad (47)$$

It is related to the standard viscosity correction functions for $e^{i\omega t}$ and $e^{-i\omega t}$ time dependences, F^+ and F^- , respectively, by

$$F^+(\lambda) = F(\sqrt{i}\lambda), \quad F^-(\lambda) = F(\sqrt{-i}\lambda), \quad (48)$$

for $\lambda > 0$.

From Stinson and Champoux [Ref. 4, Eqs. (35) and (68)], the complex compressibility of the porous material is given by

$$C_b = (\Omega/\gamma P_0)[\gamma - \rho_0(\gamma - 1) \times [\rho_0 - \sigma\Omega/(i\omega q^2 N_{Pr})F(\sqrt{-i}\sqrt{N_{Pr}}\lambda_s)]^{-1}]. \quad (49)$$

Note that if we take the shape factor $s = 1$ and the Attenborough shape factor $s_p = 0.5$ (these values are recommended by Stinson and Champoux⁴ for circular pores), then Eqs. (45) and (49) simplify to give the same expressions for ρ_b and C_b as in the Attenborough model [Eqs. (6) and (7)]. For other combinations of shape factor values the two models give somewhat different predictions.

The only difficulty in computing with this model is calculating values of the viscosity correction function. We address this matter in the next section.

A. Rational approximation of the complex viscosity function $F(z)$

To approximate $F(z)$ let us consider its behavior for small and large z . From Eqs. (13) and (14) it follows that, as $z \rightarrow 0$,

$$F(z) = 1 + \frac{1}{24}z^2 + O(z^4), \quad (50)$$

while, as $z \rightarrow \infty$,

$$F(z) = z/4 + \frac{3}{8} + O(z^{-1}), \quad |\arg z| < \pi/2. \quad (51)$$

Following the procedure of Sec. I, we approximate $F(z)$ by $F_A(z)$, where $F_A(z)$ has the form (21). It will be seen that the choice $L = 3$ and $M = 2$ provides a simple but accurate approximation if the coefficients are chosen to satisfy

$$F(z) - F_A(z) = O(z^4), \quad \text{as } z \rightarrow 0, \quad (52)$$

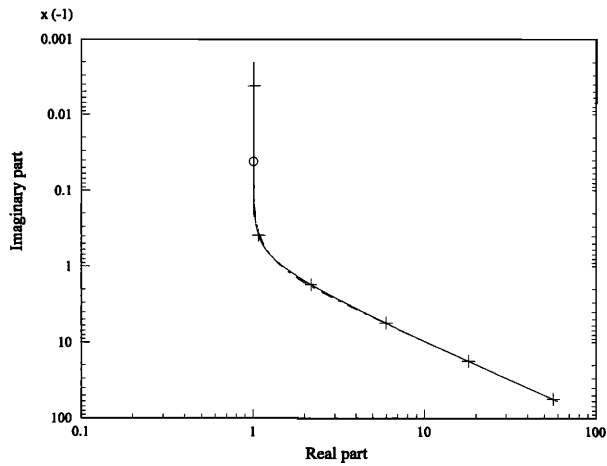


FIG. 8. Plot of $F(\sqrt{-i\lambda})$ (—) and its approximation $F_A(\sqrt{-i\lambda})$ (·-·-) in the complex plane as λ increases from 0.26 to 400. The markers + and \circ mark increases in λ by a factor of $\sqrt{10}$, with \circ indicating $\lambda=1$.

and

$$F(z) - F_A(z) = O(z^{-1}), \quad \text{as } z \rightarrow \infty, \quad (53)$$

with $|\arg z| < \pi/2$. Using the algorithm from the previous section we see that these conditions determine $F_A(z)$ to have the following simple form:

$$F_A(z) = \frac{1}{8} \left(\frac{168 + 48z + 15z^2 + 2z^3}{21 + 6z + z^2} \right). \quad (54)$$

Figure 8 shows the locus of $F(\sqrt{-i\lambda})$ and its approximation $F_A(\sqrt{-i\lambda})$ in the complex plane as λ increases from 0.26 to 400, and Fig. 9 plots the relative error $\Delta F_A(\sqrt{-i\lambda})$ against λ , where ΔF_A is defined by

$$\Delta F_A(z) := \left| \frac{F(z) - F_A(z)}{F(z)} \right|.$$

It can be seen that, as expected, $F_A(\sqrt{-i\lambda})$ is a very accurate approximation for small and large λ , accurate to less than $\pm 1\%$ for $\lambda < 2$ and $\lambda > 30$. The error reaches a maximum value of less than 5% at $\lambda \approx 7$.

Obviously, the approximation F_A can be used to generate approximations to the Stinson and Champoux model. Replacing F by F_A in (44) and (49), respectively, approximations for ρ_b and C_b are obtained. From these approximations the normalized characteristic admittance β_b and wave number k_b can be obtained, using Eqs. (8) and (9).

In Figs. 10–13 we compare the Stinson and Champoux model with these approximations, plotting against λ_s the real and imaginary parts of β_b and its approximation (Fig. 10), of k_b and its approximation (Fig. 11), of ρ_b (Fig. 12), and of C_b (Fig. 13). In each graph the solid curve denotes the exact Stinson and Champoux model and the dash-dotted curve its approximation and we have chosen parameter values $q=1.26$, $\Omega=0.4$, $\gamma=1.4$, and $N_{Pr}=0.708$ and shape factor $s=1$.

It can be noted that the graphs of the Stinson and Champoux formula and its approximation are almost coincident in the cases of the real and imaginary parts of the admittance and the wave number, the imaginary parts of the density, and

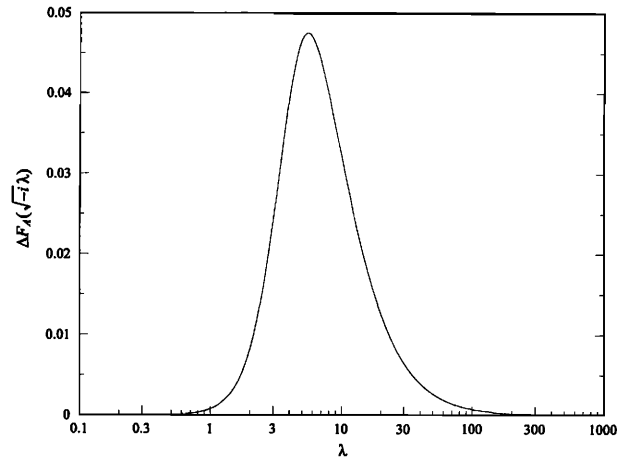


FIG. 9. Relative error $\Delta F_A(\sqrt{-i\lambda})$ in the approximation $F_A(\sqrt{-i\lambda})$ to the viscosity correction function $F(\sqrt{-i\lambda})$ plotted against λ .

the real part of the compressibility. There are small differences between exact and approximate values in the range $1 < \lambda_s < 10$ in the cases of the real part of the density and the imaginary part of the compressibility. The real part of the density is much smaller than the imaginary part, and the imaginary part of the compressibility much smaller than the

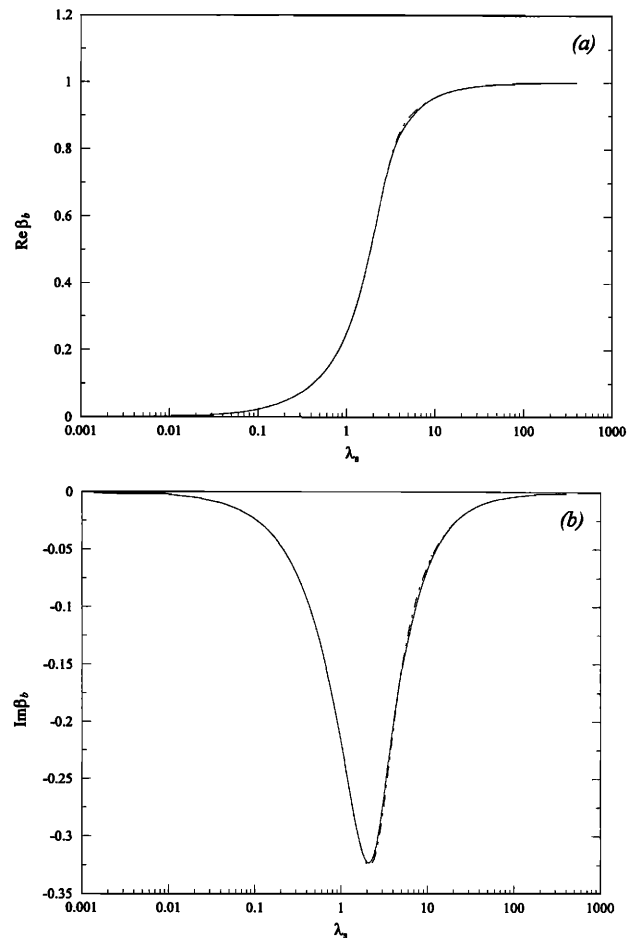


FIG. 10. Plots of the real and imaginary parts of the normalized admittance β_b (—) and its approximation (·-·-) against λ_s . (a) Real parts; (b) imaginary parts.

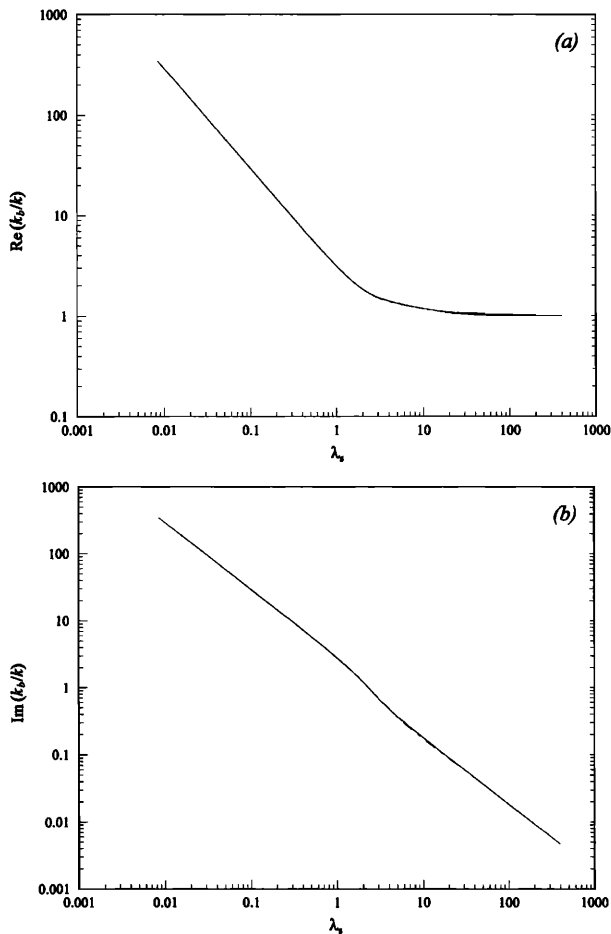


FIG. 11. Plots of the real and imaginary parts of the normalized wave number k_b/k (—) and its approximation (·-·-) against λ_s . (a) Real parts; (b) imaginary parts.

real part: it is therefore not surprising that a lower relative error is achieved in their computation.

III. CONCLUSIONS

Rational approximations for the functions occurring in two popular but somewhat complex models of the acoustical properties of rigid frame porous materials, namely those of Attenborough⁹⁻¹¹ and Stinson and Champoux,⁴ have been presented in Eqs. (24), (25), (36), (37), and (54), respectively. These approximations simplify both models considerably and make computation with them at least an order of magnitude more efficient. This is particularly important when the models are used in an iterative computation, for example, in inverse problems of material parameter identification. The main equations of the paper are summarized for convenience of reference in the Appendix.

The approximations introduced are particularly accurate in the limits of high frequency/low flow resistivity and low frequency/high flow resistivity, but provide good accuracy for all parameter combinations, especially for the computation of complex characteristic admittance and complex wave number (see Figs. 4, 7, 11, and 12). In the opinion of the authors, the accuracy achieved is certainly sufficient for practical acoustical calculation, bearing in mind normal un-

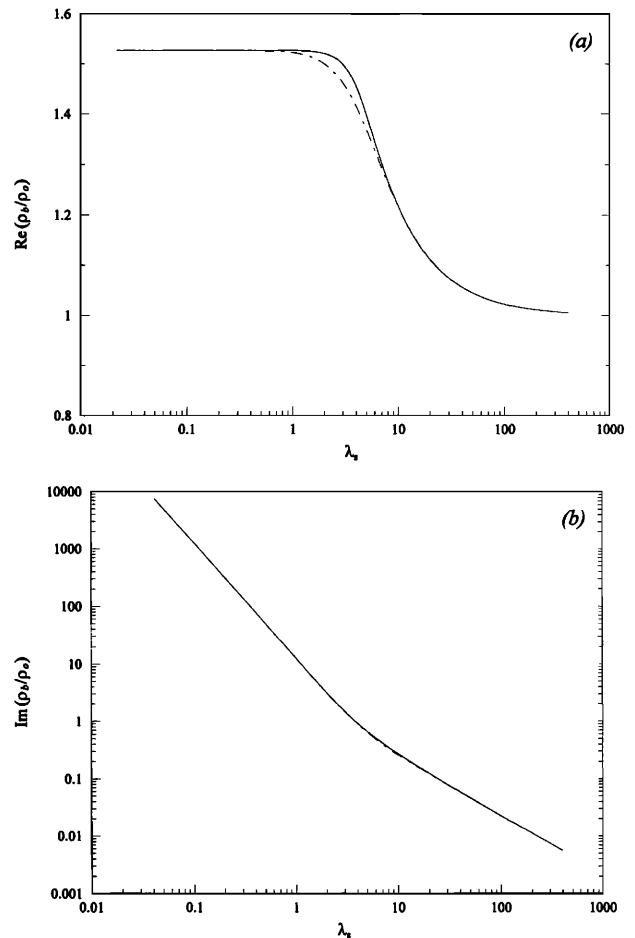


FIG. 12. Plots of the real and imaginary parts of the normalized density ρ_b/ρ_0 (—) and its approximation (·-·-) against λ_s . (a) Real parts; (b) imaginary parts.

certainty in the material parameter values and, indeed, in the validity of the particular mathematical model of acoustical properties chosen.

In Sec. I C, based on the rational approximations to the Attenborough model presented, and on a model of a surface as a porous half-space, a simple but accurate model of surface impedance has been deduced, a two-parameter model with parameters $r = \Omega/q$ (the reduced porosity) and σ_e (the effective flow resistivity introduced by Attenborough¹⁰). A three-parameter model, with extra parameter d_e , an effective depth, is also obtained, based on a model of the surface as a rigidly backed porous layer. Generalizing further, a five-parameter equation [Eq. (44)] based on a model of the surface as a porous layer backed by a porous half-space is also deduced. (The five parameters are the reduced porosities and effective flow resistivities of the layer and half-space and the effective depth of the layer.) It is anticipated that these models will be of value in modeling the surface impedance of naturally occurring surfaces, for example, in outdoor sound propagation.

APPENDIX: SUMMARY OF PROPOSED APPROXIMATIONS

The following approximate formulas for the normalized characteristic admittance (β_b), dynamic complex wave num-

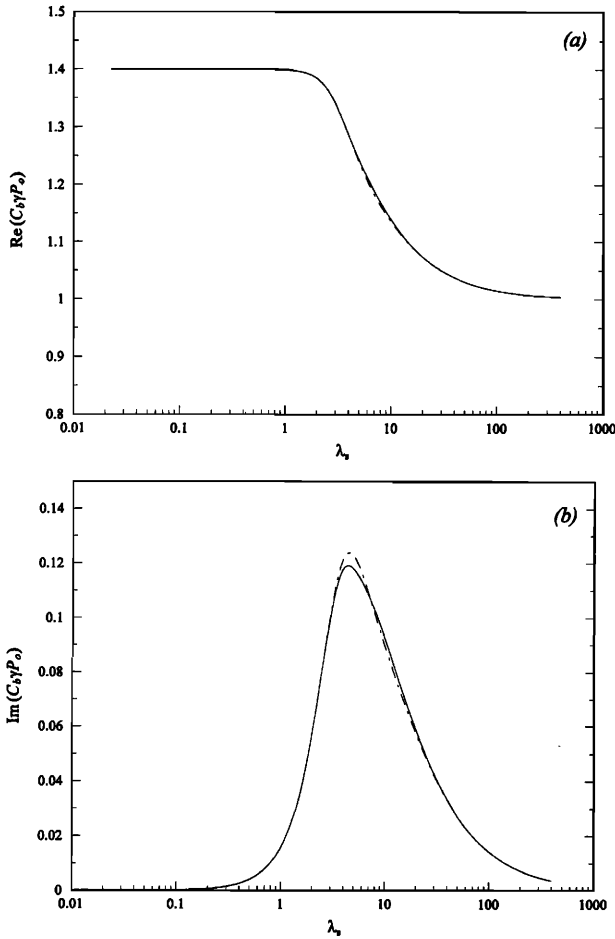


FIG. 13. Plots of the real and imaginary parts of the normalized compressibility $C_b \gamma P_0$ (—) and its approximation (---) against λ_s . (a) real parts; (b) imaginary parts.

ber (k_b), dynamic complex density (ρ_b), and complex compressibility (C_b) of rigid frame porous media have been derived in the paper. The formulas stated below are for $e^{-i\omega t}$ time dependence. To convert them to $e^{i\omega t}$ time dependence, replace $-i$ by i in Eqs. (A1)–(A4), (A6), and (A7).

1. Based on Attenborough model

$$\beta_b = (\Omega/q) G_\beta(\sqrt{-i}\lambda_A), \quad (\text{A1})$$

$$k_b/k = q G_k(\sqrt{-i}\lambda_A), \quad (\text{A2})$$

$$\rho_b/\rho = (q^2/\Omega) G_\rho(\sqrt{-i}\lambda_A), \quad (\text{A3})$$

$$C_b = (\Omega/\gamma P_0) G_C(\sqrt{-i}\lambda_A), \quad (\text{A4})$$

where

$$\lambda_A = (1/2s_p)(8\rho_0 q^2 \omega / \Omega \sigma)^{1/2} \quad (\text{A5})$$

and the functions G_β and G_k are defined by (24) and (25) with $w_1 = \sqrt{\gamma/8} \approx 0.41833$, $\tilde{w}_1 = \sqrt{8\gamma} \approx 3.34664$, and the other coefficient values as specified in Table I. The functions G_ρ and G_C are defined in terms of G_β and G_k by $G_\rho(z) = G_k(z)/G_\beta(z)$, $G_C(z) = G_k(z)G_\beta(z)$.

2. Based on Stinson and Champoux model

$$\rho_b = (q^2/\Omega)\rho_0 - (\sigma/i\omega)F_A(\sqrt{-i}\lambda_s), \quad (\text{A6})$$

$$C_b = (\Omega/\gamma P_0)[\gamma - \rho(\gamma - 1)(\rho_0 - \sigma\Omega/(i\omega q^2 N_{Pr})F_A(\sqrt{-i}\sqrt{N_{Pr}}\lambda_s))^{-1}], \quad (\text{A7})$$

$$k_b = \omega(\rho_b C_b)^{1/2}, \quad \text{Re } k_b > 0, \quad (\text{A8})$$

$$\beta_b = (\rho_b/\rho_0 c C_b)^{1/2}, \quad \text{Re } \beta_b > 0, \quad (\text{A9})$$

where

$$\lambda_s = s(8\rho_0 \omega q^2 / (\Omega \sigma))^{1/2} \quad (\text{A10})$$

and F_A , the approximation to the viscosity correction function, is defined by

$$F_A(z) = \frac{1}{8} \left(\frac{168 + 48z + 15z^2 + 2z^3}{21 + 6z + z^2} \right). \quad (\text{A11})$$

¹T. Yamamoto and A. Turgut, "Acoustic wave propagation through porous media with arbitrary pore size distributions," *J. Acoust. Soc. Am.* **83**, 1744–1751 (1988).

²Y. Miki, "Acoustical properties of porous materials—Modifications of Delany–Bazley models," *J. Acoust. Soc. Jpn. (E)* **11**, 19–28 (1990).

³M. R. Stinson, "The propagation of plane sound waves in narrow and wide circular tubes, and generalization to uniform tubes of arbitrary cross-sectional shape," *J. Acoust. Soc. Am.* **89**, 550–558 (1991).

⁴M. R. Stinson and Y. Champoux, "Propagation of sound and the assignment of shape factors of model porous materials having simple pore geometries," *J. Acoust. Soc. Am.* **91**, 685–695 (1992).

⁵J.-F. Allard and Y. Champoux, "New empirical equations for sound propagation in rigid frame fibrous materials," *J. Acoust. Soc. Am.* **91**, 3346–3353 (1992).

⁶D. K. Wilson, "Relaxation-matched modelling of propagation through porous media, including fractal pore structure," *J. Acoust. Soc. Am.* **94**, 1136–1145 (1993).

⁷K. Attenborough, "Models for the acoustical properties of air-saturated granular media," *Acta Acoust.* **1**, 213–226 (1993).

⁸M. E. Delany and E. N. Bazley, "Acoustical properties of fibrous absorbent materials," *Appl. Acoust.* **3**, 105–116 (1970).

⁹K. Attenborough, "Acoustical characteristics of rigid fibrous absorbents and granular materials," *J. Acoust. Soc. Am.* **73**, 785–799 (1983).

¹⁰K. Attenborough, "Acoustical impedance models for outdoor ground surfaces," *J. Sound Vib.* **99**, 521–544 (1985).

¹¹K. Attenborough, "On the acoustic slow wave in air-filled granular media," *J. Acoust. Soc. Am.* **81**, 93–102 (1987).

¹²C. Zwikker and C. W. Kosten, *Sound Absorbing Materials* (Elsevier, Amsterdam, 1949), Chap. 2.

¹³M. Abramovitz and I. A. Stegun, *Handbook of Mathematical Functions* (Dover, New York, 1969).

¹⁴J. M. Sabatier, R. Raspet, and C. K. Frederickson, "An improved procedure for the determination of ground parameters using level difference measurements," *J. Acoust. Soc. Am.* **94**, 396–399 (1993).

¹⁵G. A. Backer, Jr., and P. R. Graves-Morris, *Padé Approximants, Part II: Extensions and Applications* (Cambridge U.P., Cambridge, 1984).

¹⁶S. W. Rienstra, "1-D reflection at an impedance wall," *J. Sound Vib.* **125**, 43–51 (1988).

¹⁷M. A. Biot, "Theory of propagation of elastic waves in a fluid-saturated porous solid. I. Low-frequency range," *J. Acoust. Soc. Am.* **28**, 168–178 (1956).

¹⁸M. A. Biot, "Theory of propagation of elastic waves in a fluid-saturated porous solid. II. Higher frequency range," *J. Acoust. Soc. Am.* **28**, 179–191 (1956).

¹⁹J. F. Allard, C. Depolier, J. Nicolas, W. Lauriks, and A. Cops, "Propriétés acoustiques des matériaux poreux saturés d'air et théorie de Biot," *J. Acoust.* **3**, 29–38 (1990).