

Weed suppression and tolerance in winter oats

Article

Published Version

Creative Commons: Attribution 4.0 (CC-BY)

Open Access

Fradgley, N. S., Creissen, H. E., Pearce, H., Howlett, S. A., Pearce, B. D., Döring, T. F. and Girling, R. D. ORCID: <https://orcid.org/0000-0001-8816-8075> (2017) Weed suppression and tolerance in winter oats. *Weed Technology*, 31 (5). pp. 740-751. ISSN 0890-037X doi: <https://doi.org/10.1017/wet.2017.46> Available at <https://centaur.reading.ac.uk/70454/>

It is advisable to refer to the publisher's version if you intend to cite from the work. See [Guidance on citing](#).

To link to this article DOI: <http://dx.doi.org/10.1017/wet.2017.46>

Publisher: Weed Science Society of America

All outputs in CentAUR are protected by Intellectual Property Rights law, including copyright law. Copyright and IPR is retained by the creators or other copyright holders. Terms and conditions for use of this material are defined in the [End User Agreement](#).

www.reading.ac.uk/centaur

CentAUR

Central Archive at the University of Reading

Reading's research outputs online

Weed Suppression and Tolerance in Winter Oats

Nick S. Fradgley, Henry E. Creissen, Helen Pearce, Sally A. Howlett, Bruce D. Pearce, Thomas F. Döring, and Robbie D. Girling*

A crop's ability to both suppress weed growth and tolerate weed competition is a key consideration when taking an agroecological approach to weed management. Amongst other cereals, oats are widely considered to have superior weed competitiveness yet studies examining competitive ability of oat varieties are rare. We investigated the ability of oats to suppress weeds and yield in the presence of competition from weeds in trials involving five husked and three naked oat varieties at an organic site in the east of England over four trial years (2009–13). We identified a number of key traits that were important for weed suppression including establishment rate, tillering ability, and early leaf area index (LAI) which highlight the importance of rapid early growth rate. Furthermore, taller varieties tended to be more weed tolerant but not necessarily more suppressive. Trade-offs between competitive traits and yield were not found in this study. Crop tillering ability was highlighted as an important trait for selection due to its beneficial effects on weed suppression as well as grain yield and also its high heritability.

Nomenclature: Winter oat, *Avena sativa* L.

Key words: Agroecology, competitive traits, crop–weed competition, crop ecology, organic systems.

Weeds can account for up to 31% of potential yield loss in agricultural crops and remain one of the most significant biotic factors reducing yield in both conventional and organic farming systems (Bond and Grundy 2001; Oerke 2006). However, conventional and organic systems differ significantly in their approaches to weed management. Conventional arable farming systems rely heavily upon herbicides, a strategy that has been incredibly effective at controlling weeds. However, such reliance on herbicides has resulted in both inappropriate use and overuse, the result of which can be the evolution of herbicide-resistant weed populations that become increasingly difficult to control (Heap 2014). Furthermore, there has been concern for many years about the environmental and human health risks posed by production and application of herbicides (Pimentel et al. 1980). In contrast, organic and low-input systems focus on

cultural controls, including mechanical weed control methods such as tillage and cultivation. However, these methods are also environmentally and economically expensive because they can result in soil degradation, require high fossil fuel-derived energy consumption, and increase greenhouse gas emissions (Holland 2004). A strategy that is complementary to both conventional and organic methods is to employ an agroecological approach to weed management (Mohler 2001). A key element of such an approach is to utilize crop varieties with enhanced abilities to compete with and tolerate weeds, enabling potential reductions in herbicide application rates (Blackshaw et al. 2006; Christensen 1994). Therefore, development of such varieties has been proposed as a fundamental goal in plant breeding programs aiming to maximize productivity and sustainability (Andrew et al. 2015; Gallandt and Weiner 2007; Hoad et al. 2012).

DOI: 10.1017/wet.2017.46

* First, second, third, and fourth authors: Researcher, Researcher, Researcher, and Senior Researcher, The Organic Research Centre, Wakelyns Agroforestry, Fressingfield, Eye, Suffolk IP21 5SD, UK. Fifth, sixth, and seventh authors: Deputy Director, Principle Researcher, and Principle Researcher, The Organic Research Centre, Elm Farm, Hamstead Marshall, Newbury, Berkshire RG20 0HR, UK. Current address of first author: National Institute of Agricultural Botany, Huntingdon Road, Cambridge CB3 0LE, UK. Current address of second author: Crop & Soils Systems, Scotland's Rural College, Peter Wilson Building, Kings Buildings, West Mains Road, Edinburgh EH9 3JG, UK. Current address of sixth author: Humboldt Universität zu Berlin, Agricultural Sciences Department, Germany. Current address of seventh author: Centre for Agri-Environmental Research, School of Agriculture, Policy and Development, University of Reading, Reading RG6 6AR, UK. Corresponding author's E-mail: henry.creissen@sruc.ac.uk

Crop competitive ability can be separated into two components: 1) the competitive effect or weed-suppressive ability, i.e., the capacity of the crop to reduce weed growth and reproductive success through interference, and 2) the competitive response or weed tolerance; i.e., the ability of the crop to yield despite the presence of weeds (Cahill et al. 2005; Lemerle et al. 2006; Watson et al. 2009). Weed tolerance may be conferred by suppressive ability if competition involves resource pre-emption at an early stage (Callaway 1992). Alternatively, mechanisms of weed tolerance may be independent of suppressive traits, for example, where there are differential temporal demands for resources with competitors or variations in sensitivities to allelochemicals (Callaway 1992; Goldberg and Landa 1991; Jordan 1993). Traits that are consistently expressed under different environmental conditions may have the potential to be applied as heritable selection criteria for further breeding of weed competitive crop varieties (Lemerle et al. 2001).

Variation in the impacts of weeds on crop yield, resulting from differences in crop plant genetics, has been observed in many crops (Callaway 1992). Investigation of the ability of a crop to control weeds through plant competition requires variation in competitive ability among cultivars and identification of weed-suppressive traits, which have been widely documented in other crops including rice (*Oryza sativa* L.) (de Vida et al. 2006), wheat (*Triticum aestivum* L.) (Cosser et al. 1997; Mason and Spaner 2006; Ogg and Seefeldt 1999), barley (*Hordeum vulgare* L.) (Dhima et al. 2010; Watson et al. 2009), and soybean [*Glycine max* (L.) Merr.] (Vollmann et al. 2010), as well as noncrop species (Gaudet and Keddy 1988; Goldberg and Landa 1991). However, few studies have specifically examined the weed-suppressive characteristics of oats, despite their widely accepted superior competitiveness over other cereal crops (Lemerle et al. 1995; Seavers and Wright 1999; Satorre and Snaydon 1992) and value as a low-input crop in sustainable agricultural systems around the world (Marshall et al. 2013; Tamm et al. 2009).

This study examines the ability of husked and naked oat varieties to compete with naturally occurring weed populations under organic conditions. We test three hypotheses: 1) the weed tolerance of winter oat varieties will vary, 2) crop phenotypic traits, such as height, canopy cover, or tillering ability, are important weed-suppressive characteristics in winter oats, and 3) there will be trade-offs between a variety's competitiveness and its productivity.

Materials and Methods

Study Site. Field trials were conducted with eight winter oat varieties over four years (2009/2010, 2010/2011, 2011/2012, and 2012/2013) at an organically managed (Soil Association certified 1997) site in Suffolk, UK (52°21'37.64''N, 1°21'28.98''E). The soil type was a medium-clay loam (clay content 23% to 26% by volume) with slightly alkaline pH (7.4 to 8.0) and moderate soil organic matter levels (23 to 28 g kg⁻¹). Each year's trials were conducted in a different field, but always in the first cereal position of the rotation, following a 3-year fertility-building grass-clover crop, which was ploughed in the autumn before creating a seed bed. Dominant weed species, with varying abundance across all trial years, included Persian speedwell (*Veronica persica* Poir.), blackgrass (*Alopecurus myosuroides* Huds.), annual blue grass (*Poa annua* L.), creeping bentgrass (*Agrostis stolonifera* L.), redtop (*Agrostis gigantea* Roth), quackgrass [*Elymus repens* (L.) Gould.], broadleaf dock (*Rumex obtusifolius* L.), curly dock (*Rumex crispus* L.), and wild mustard (*Sinapis arvensis* L.). Mechanical weed control was applied in all trial years according to best practice for that year. This generally included cultivations to control weeds in a false seed bed before drilling, as well as tine-weeding and inter-row harrowing throughout the year when appropriate. Dates of field operations and soil fertility each year are shown in Table 1.

Experimental Design. Separate trials for husked and naked oat varieties were conducted in adjacent areas of the same field each year due to the different harvesting requirements of the two crop types. Five husked oat varieties ('Balado', 'Brochan', 'Gerald', 'Mascani', and 'Tardis') and three naked oat varieties ('Bastion', 'Mason', and 'Racoon') were tested at two fertility levels (nontreated and 176 kg ha⁻¹ of organic chicken manure pellets delivering approximately 60 kg ha⁻¹ of available nitrogen) with three replicates per treatment-variety combination in a randomized complete block design, resulting in a total of 30 plots of husked oat and 18 plots of naked oat per year. Gerald was omitted from year one due to lack of available seed. Plots measuring 1.2 by 10.2 m were sown using a six-coulter plot drill and 20-cm row spacing. Target plant populations were set according to rates commonly used in organic systems of 425 plants m⁻² (Lampkin and Padel 2004).

Table 1. Sowing dates, soil fertility levels, and fertilizer application and harvest dates for each trial year.

	2009/10	2010/11	2011/12	2012/13
Sowing date	October 14	October 19	October 12	October 16
Prefertilizer available nitrogen (kg ha ⁻¹)	16.1	56.7	28.7	18.3
Fertilizer application date	April 14	March 17	March 16	February 19
Harvest date	August 19	August 10	August 22	August 23

Crop Assessments. Plant emergence and plant establishment were assessed by counting plant numbers in two randomly placed 0.25-m⁻² quadrats per plot when the crop was at growth stage (GS) 10 to 12 (Zadoks et al. 1974) and GS 25, respectively. Total percent ground cover of all weed species combined was assessed for early-season weed cover when the crop entered stem elongation (GS 31) and for post-harvest weed cover immediately after harvest, in two 0.25-m⁻² quadrats per plot; small markers were used to enable the same area to be assessed at both timings. Crop leaf area index (LAI) was measured using a Sun Scan Canopy Analysis System type SS1 (Delta-T Devices, Cambridge, UK), at three time points during the year: early-season (stem elongation, GS 31), mid-season (booting, GS 41), and late-season (mid flowering, GS 65). Crop height to the base of the panicle was assessed at flowering (GS 60) for ten randomly selected stems per plot. Stem density was assessed after flowering (GS 69) by counting the number of fertile tillers along two randomly selected 1-m row lengths per plot. Foliar diseases including crown rust (*Puccinia coronata* f. sp.), powdery mildew (*Blumeria graminis* f. sp. *avenae*), and leaf spot (*Pyrenophora avenae*) were assessed after flowering (GS 65) and before leaf senescence by estimating the percent cover of each disease symptom on ten flag leaves per plot (James 1971). Prior to harvest, plants were destructively sampled to ground level over a 1-m row length twice per plot to determine grain numbers, grain weight per stem, and straw biomass. Total harvested plot grain yield (kg ha⁻¹) (adjusted to 15% humidity) was recorded at harvest.

Statistical Analysis. As detailed above, the field trials for husked and naked oats were independent of one another and were therefore treated separately for all analyses. ANOVA with year as the single factor was used to determine the differences in average weed pressures among the four trial years. Analysis of covariance (ANCOVA) was used to determine the

most influential factors affecting grain yield and varietal differences in weed tolerance. Variety and fertility level were included as factors, and early-season percent weed cover and disease scores were included as covariates. Year was not included as a factor in this analysis because weed and disease levels were linked to year and therefore confounding. Data for early-season weed cover were log_e (x + 1) transformed to normalize the distribution of residuals (confirmed using the Shapiro-Wilk test). Other studies calculated weed tolerance as yield loss in weedy compared to weed-free treatments (Callaway 1992). In the current study, we calculated weed tolerance in a similar way for each crop variety, as the estimated yield loss between 0% and 1.72% early-season weed cover regressed over four trial years. This measure of weed tolerance was used because it gives a value of 1 after log_e (x + 1) transformation. Varietal differences in weed-suppressive traits and percent early-season and post-harvest weed cover were identified using ANOVA with variety, fertilizer treatment, and year as interacting fixed factors, and block nested within year as a random factor. Values of crop height and mid-season LAI were log_e transformed to ensure normal distribution of model residuals. ANOVA and ANCOVA models were simplified from full models including all possible two-way interactions by stepwise reduction based on Akaike's information criterion and pairwise comparisons between varieties were made using Tukey's HSD test. All statistical analyses were conducted using R version 3.0.2 (R Core Team 2013).

Path Analysis. Path analysis was used to identify weed-suppressive traits and trade-offs between competitiveness and productivity. Path analysis is a statistical tool to evaluate the implied causative effects of confounding variables within a hypothesized theoretical model (Land 1969). Standardized path coefficients were generated across multiple regression and correlation models. Eight sequential hypothesized partial regression models were created

Results and Discussion

for each crop and weed path analysis for husked and naked oats. The first included establishment as a dependent variable with emergence as a single independent variable. The second included early-season LAI as a dependent variable with establishment as a single independent variable. The third included mid-season LAI as a dependent variable with early-season LAI and height as independent variables. The fourth included late-season LAI as a dependent variable with mid-season LAI and height as independent variables. The fifth included stem density as a dependent variable with establishment as a single independent variable. The sixth included early-season weed cover as a dependent variable with establishment and early-season LAI as independent variables. The seventh included post-harvest weed cover as a dependent variable with early-season weed cover, early-season LAI, mid-season LAI, late-season LAI, stem density, and height as independent variables. The eighth included grain yield as a dependent variable with thousand grain weight, grains per stem, stem density, height, post-harvest weed cover, early-season weed cover, late-season LAI, and mid-season LAI as independent variables. Correlations were calculated between yield components (thousand grain weight, stem density, and grains per stem), because these relationships were considered noncausative. Indirect effects between one independent variable and the dependent variable via a second independent variable were calculated by multiplying the direct path of the two independent variables with the direct path from the second variable to the dependent variable (Pantone et al. 1992). R package **lavaan** was used to carry out path analysis (Rosseel 2012). Path analyses for husked and naked oats were calculated across all four years. Only significant effects ($P < 0.05$) were included in path models.

Broad Sense Heritability. Broad sense heritability (H^2) of suppressive traits was estimated from the ANOVA using the following formula:

$$H^2 = \sigma_G^2 [\sigma_G^2 + (\sigma_{GE}^2/E) + (\sigma_e^2/r)]$$

where σ_G^2 is the genetic variance, σ_{GE}^2 is the genotype \times experiment interaction variance, σ_e^2 is the residual variance, E is the number of experiments, and r is the number of replicates per crop variety (Nyquist and Baker 1991).

This study investigated the capacity of winter oat varieties to yield despite competition from weeds. Percent weed ground cover varied significantly over the four years for both husked (Table 2, $F_3 = 11.07$, $P < 0.001$) and naked oats (Table 2, $F_3 = 3.84$, $P = 0.013$), and was found to have the greatest impact on yield compared to other factors. After accounting for effects of crop variety on yields in husked (Table 3, $F_{4,17} = 11.65$, $P < 0.001$) and naked (Table 3, $F_{2,9} = 15.47$, $P < 0.001$) oats, early-season weed cover had the largest effect on reducing crop yield of both husked (Table 3, $F_{1,17} = 72.85$, $P < 0.001$) and naked (Table 3, $F_{1,9} = 14.76$, $P < 0.001$) oats. Average crop yields were approximately 16% lower for husked and 25% lower for naked oats in the year with the greatest early-season weed cover (2011) compared to the year with the least early-season weed cover (2009). Total disease on the flag leaf was a significant yet less influential covariate in husked oats (Table 3, $F_{1,17} = 22.94$, $P < 0.001$) but was nonsignificant in naked oats. Added fertilizer did not have a significant effect on yield in husked or naked oats, indicating that nutrient levels in the field were ample following the three-year grass–clover crop. However, added fertilizer decreased post-harvest weed cover in some trial years in husked and naked oats (Table 4). This suggests that addition of fertilizer affects crop–weed competitive interactions in favor of the oat crop (Blackshaw and Brandt 2008) and highlights oats as a generally competitive and resource use efficient crop.

Weed Tolerance. Varietal differences in weed tolerance were found. Significant interactions between crop variety and early-season weed cover effected yield of husked (Table 3, $F_{4,17} = 7.87$, $P < 0.001$) but not naked oats, indicating differences

Table 2. Differences in mean early-season weed cover among trial harvest years in husked and naked oat trials; $n = 48$. Values with the same letter within husked and naked oats do not differ significantly by Tukey's HSD test ($P > 0.05$).

Harvest year	Percent early-season weed cover	
	Husked oats	Naked oats
2010	1.0 c	1.0 c
2011	1.5 ab	1.5 ab
2012	2.2 a	1.9 a
2013	1.3 bc	1.3 bc

Table 3. ANCOVA of grain yield in husked and naked oat experiments over four years. Results include each factor or covariate separately, as well as two-way interactions between them. Models were simplified by stepwise reduction based on Akaike's information criterion.

	DF ^a	MS	F value	P value
Husked oats				
Variety	4	7.43	11.51	<0.001
Fertilizer	1	0.46	0.71	0.40
Early-season weed cover	1	46.48	71.99	<0.001
Total disease	1	14.64	22.68	<0.001
Variety × early weed cover	4	4.38	6.79	<0.001
Variety × total disease	4	4.88	7.56	<0.001
Fertilizer × total disease	1	2.23	3.45	0.066
Residuals	97	0.65		
Naked oats				
Variety	2	10.29	15.25	<0.001
Fertilizer	1	2.27	3.36	0.072
Early-season weed cover	1	9.82	14.55	<0.001
Total disease	1	1.85	2.74	0.10
Variety × early weed cover	2	0.27	0.40	0.67
Variety × total disease	2	1.96	2.90	0.063
Fertilizer × total disease	1	0.09	0.14	0.71
Residuals	61	0.68		

^a Abbreviations: DF, degrees of freedom; MS, mean squares.

in varietal yield response to weed competition among the husked oat varieties only. The slope of each line in Figure 1 indicates the weed tolerance of each crop variety, which is given in Table 5 along with a summary of suppressive traits for husked and naked oat varieties. For example, Balado, the semidwarf variety with the poorest weed tolerance, was predicted to suffer a 35% yield loss due to weeds in the year that weed pressure was greatest (2012) (Figure 1a). On the other hand, Racoon, the tallest variety, had the greatest weed tolerance among naked varieties (Figure 1b). This suggests that height was an

Table 4. Effects of added fertilizer on post-harvest weed cover in husked and naked oat trials over all trial years and each year individually. $N = 15$ for husked oats and $N = 9$ for naked oats. Asterisks indicate significant effects: *, $P < 0.05$; **, $P < 0.01$.

Trial year	Percentage effect of fertilizer on post-harvest weed cover	
	Husked oats	Naked oats
All years	-10*	1
2009	-9	58
2010	1	4
2011	-8	-29*
2012	-29**	114

important trait for weed tolerance, whereas other competitive traits such as crop tillering and LAI were not found to be important. High tillering varieties, such as Bastion, and varieties with high LAI, such as Brochan, had only moderate weed tolerance (Table 5, Figure 1). The importance of height for weed tolerance is also supported by studies in wheat, which suggest that maintaining a height advantage is an effective strategy for increasing weed tolerance because it allows the crop to escape the competitive shading effect of weeds (Blackshaw 1994; Cousens et al. 2003; Moss 1985). This may be less applicable in the case of climbing or taller-growing weed species such as catchweed bedstraw (*Galium aparine* L.) or wild oat (*Avena fatua* L.) (Cousens et al. 2003).

Weed Suppression. The relative importance of specific weed-suppressive traits was assessed using path analysis. Early-season weed cover was influenced by crop establishment (Figure 2, husked oats direct path -0.27 , $P < 0.01$; Figure 3, naked oats direct path -0.30 , $P < 0.05$). The early-season percent mean weed cover was 21% lower in the crop variety with the highest (Mascani) compared to the lowest (Balado) mean establishment rates (Figure 4a). Variation in early-season LAI did not affect early-season weed cover (%), indicating that aboveground competitive interactions were not effective at this stage of crop establishment. Crop emergence rates also had an indirect negative effect on early-season weed cover through their relationship with crop establishment in both the husked and naked oat trials (-0.11 and -0.21 , respectively). In the husked oat trials, crop establishment indirectly affected post-harvest weed cover via both stem density and early-season weed cover (total indirect path -0.19). This comparison cannot be made with the naked oat trials as there was no significant path via stem density. Post-harvest weed cover was also directly affected by early-season weed cover in both husked and naked oat trials (direct paths 0.38 , $P < 0.001$ and 0.46 , $P < 0.001$, respectively) (Figures 2 and 3). These results highlight the importance of competitive interactions early in the year during crop establishment and their consequent effects later in the year. Rapid establishment and growth rates have also been identified as important competitive traits in crops (Cosser et al. 1997; de Vida et al. 2006; Lemerle et al. 1996) and

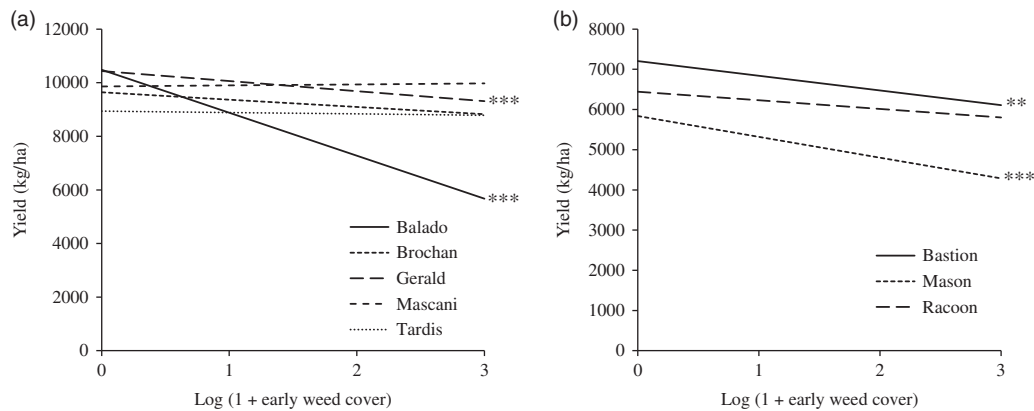


Figure 1. Relationship between early-season weed cover and grain yield in (a) husked and (b) naked oat varieties. The slope of each line indicates weed tolerance for each variety. $N = 24$ for all varieties except Gerald, for which $n = 18$. An overall significant effect of early-season weed cover yield was found across all varieties in husked and naked oats ($P < 0.001$). Asterisks indicate significance levels of this relationship per variety: *, $P < 0.05$; **, $P < 0.01$; ***, $P < 0.001$. The weed tolerance of Balado was significantly less than that of all other husked varieties, and the other varieties did not significantly differ from each other (a). No significant differences in weed tolerance were found among naked oat varieties (b).

noncrop plant species (Gaudet and Keddy 1988; Goldberg and Landa 1991). Mid-season LAI had a negative influence on post-harvest weed cover in the husked oat trial (direct paths -0.40 , $P < 0.05$) (Figure 2). Mean post-harvest weed cover was 41% lower in the crop variety with the highest (Brochan) compared to that with the lowest (Gerald) mid-season LAI (Figure 4b). This significant effect of mid-season LAI, rather than early- or late-season LAI, suggests that this stage in the crop's development before panicle emergence (GS 41) is the most critical period for

weed suppression, probably due to competition for light. Stem density had the greatest negative influence on post-harvest weed cover compared to other suppressive traits such as height or LAI, in both the husked and naked oat trials (direct path -0.44 , $P < 0.001$ and -0.38 , $P < 0.001$) (Figures 2 and 3). This supports evidence that cereal varieties with high tillering ability can effectively suppress weeds (Hoad et al. 2012; Lemerle et al. 1996). Crop height is widely considered to be a valuable competitive trait for light competition (Didon and Hansson 2002;

Table 5. Values of weed tolerance and mean values of weed-suppressive traits for each crop variety. Values of weed tolerance represent estimated $t \text{ ha}^{-1}$ yield loss between 0% and 1.72% weed cover. Estimates of broad sense heritability (H^2) indicate how consistently varietal differences are expressed in different years. $N = 24$ for all varieties except Gerald, for which $N = 18$. Abbreviation: LAI, leaf area index.

	Variety	Weed tolerance	Mean values of weeds suppressive traits				
			Mid-season LAI	Late-season LAI	Height (cm)	Stem density (stems m^{-2})	Establishment (plants m^{-2})
Husked oats	Balado	-1.69	4.8 bc	5.2 bc	72.8 c	349.8 c	183.3 b
	Brochan	-0.40	5.6 a	5.8 a	95.1 b	416.9 b	213.2 ab
	Gerald	0.44	4.3 c	5.1 bc	105.2 a	401.7 bc	202.3 ab
	Mascani	-0.13	5.1 ab	5.5 abc	104.6 a	469.2 a	220.1 a
	Tardis	-0.10	4.8 bc	5.0 c	97.0 b	409.8 b	196.7 ab
	(H^2)		0.78	0.78	0.99	0.90	0.65
Naked oats	Bastion	-0.36	4.9 a	5.6 a	102.7 b	438.1 a	191.4 a
	Mason	-0.54	4.6 a	5.4 a	88.2 c	384.2 b	169.2 b
	Racoon	-0.22	5.1 a	5.3 a	121.0 a	342.9 c	190.2 ab
	(H^2)		0.60	0.60	0.99	0.92	0.57

Values followed by the same letter within husked or naked oats do not differ significantly by Tukey's HSD test ($P > 0.05$).

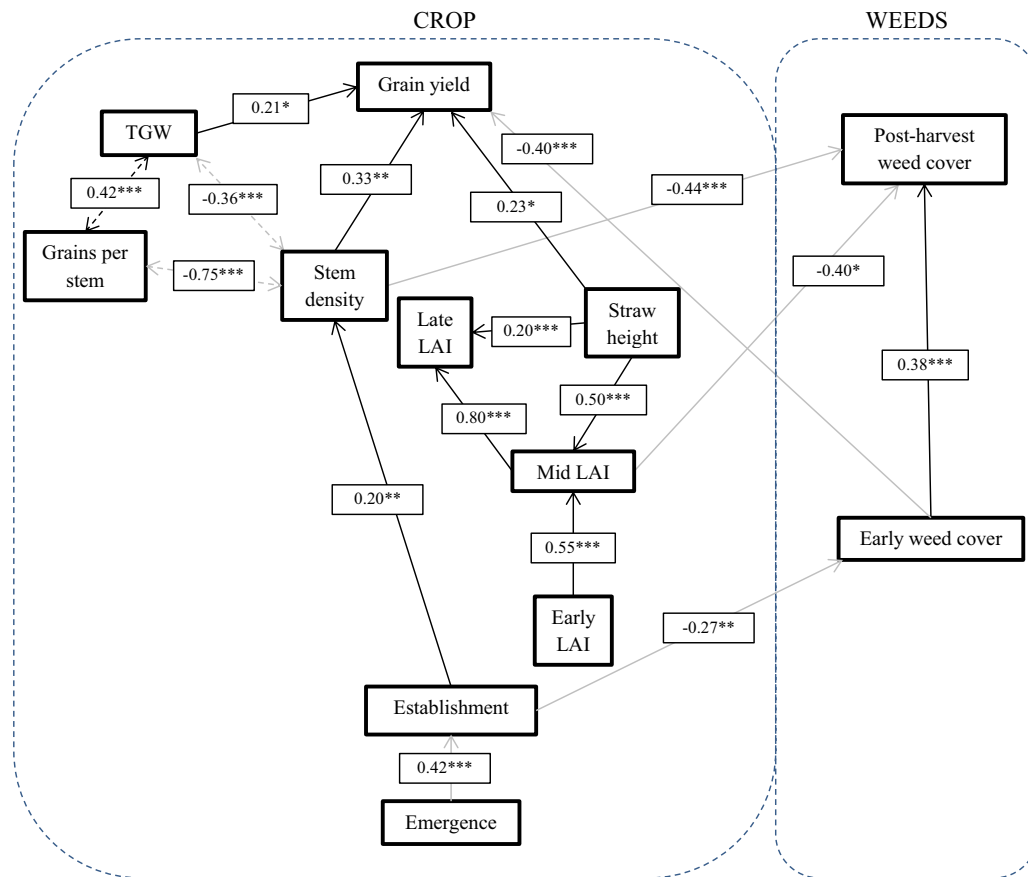


Figure 2. Path diagram showing the hypothesized direct effects of competitive traits on husked oat grain yield and weed cover. Pertinent variables include establishment rates, tillering ability (stem density), early-season leaf area index (LAI), and straw height. TGW, thousand grain weight. Black arrows indicate positive effects and grey arrows indicate negative effects. Only standardized direct path coefficients (unidirectional arrows) and correlation coefficients (double-headed arrows) significant at $P < 0.05$ are included in the diagram. Asterisks indicate significance levels: *, $P < 0.05$; **, $P < 0.01$; ***, $P < 0.001$.

Draws et al. 2009; Gooding et al. 1993). However, it was not found to have a direct suppressive effect on post-harvest weed cover in the current study. Height did have an indirect effect on post-harvest weeds (indirect path 0.20) via mid-season LAI in the husked oat trial, yet greater height did not always confer a high LAI. For example, Gerald was significantly taller than Brochan, but had a significantly lower mid-season LAI, which is likely due to Gerald's particularly upright, erectophile leaf angle. Previous studies in wheat have also suggested that morphological traits such as planophile leaf angle and growth habit contribute more to LAI than height alone (Seavers and Wright 1999).

Varieties with Superior Weed Suppressive Ability. To investigate whether certain varieties have greater weed suppression ability than others,

differences in traits identified as beneficial for weed suppression were compared among husked and naked oat varieties. Suppressive traits that differed significantly among crop varieties are outlined in Table 5. To be a useful selection criterion, suppressive traits must have a high heritability; being consistently expressed over different environments. Values of broad sense heritability in Table 5 indicate the proportion of the genetic to total variance in a phenotype; thus, how consistent varietal differences in traits are between years. Although LAI was identified as a useful suppressive trait, it had relatively low heritability in this study. It could be that there was unavoidable error when measuring genotypic differences in LAI, perhaps caused by the additional shading effect of weeds as well as the crop or inconsistent crop establishment rates each year. Plant height, which is a much more heritable trait and is

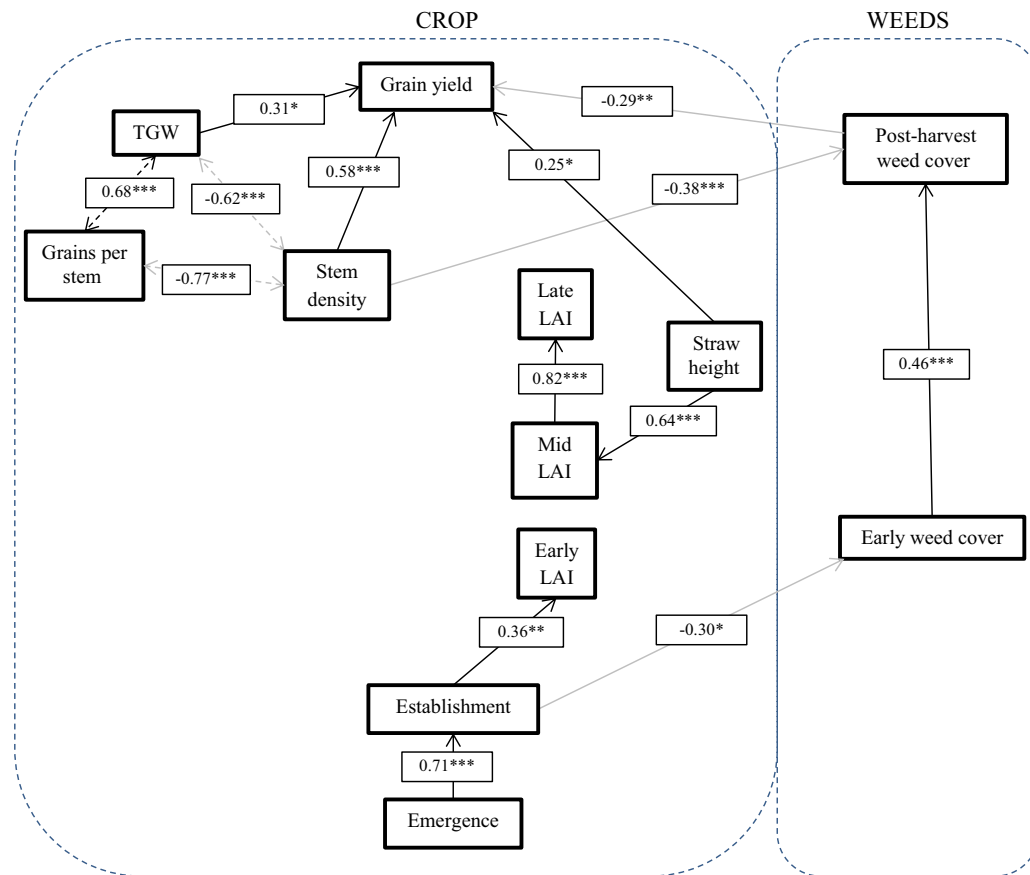


Figure 3. Path diagram showing the hypothesized direct effects of competitive traits on naked oat grain yield and weed cover. Pertinent variables include establishment rates, tillering ability (stem density), early-season leaf area index (LAI), and straw height. TGW, thousand grain weight. Black arrows indicate positive effects and grey arrows indicate negative effects. Only standardized direct path coefficients (unidirectional arrows) and correlation coefficients (double-headed arrows) significant at $P < 0.05$ are included in the diagram. Asterisks indicate significance levels: *, $P < 0.05$; **, $P < 0.01$; ***, $P < 0.001$.

linked to LAI, could be a useful indirect selection criterion for LAI when selection is not in a target environment such as low-input systems. Although stem density had a high heritability, it may also be strongly influenced by crop establishment rates early in the year. However, varietal differences in crop establishment rates are more year-dependent with low heritability, possibly due to other factors such as varying seed quality among varieties, whilst tillering ability is a more heritable trait despite this effect (Table 5). Combinations of environmental factors influence tillering in cereals, including light quality, temperature, and water and nutrient availability (Laude 1972). Therefore, a crop variety's ability to tiller may be indicative of its ability to use and compete effectively for mainly below-ground resources early in the year. The current study highlights the potential to select for tillering ability and tiller survival when under high weed

and crop density, to ensure effective weed suppression. Furthermore, there may be potential to optimize these traits for enhanced performance at higher seeding rates (Weiner et al. 2001). Selection of breeding material in competitive environments, under high weed levels and crop density, would enable better selection of environment-dependent traits relating to weed tolerance and suppression (Lemerle et al. 1996). Further research is needed to examine competitive interactions in a wider range of environments, such as different sites or different positions in organic rotation where soil fertility is lower and weed pressure may be higher.

Crop Yield and Grain Quality. Potential trade-offs between competitiveness and productivity must be considered in any breeding program aiming to develop cultivars with high competitive ability (Vandeleur and Gill 2004). Weed-suppressive traits,

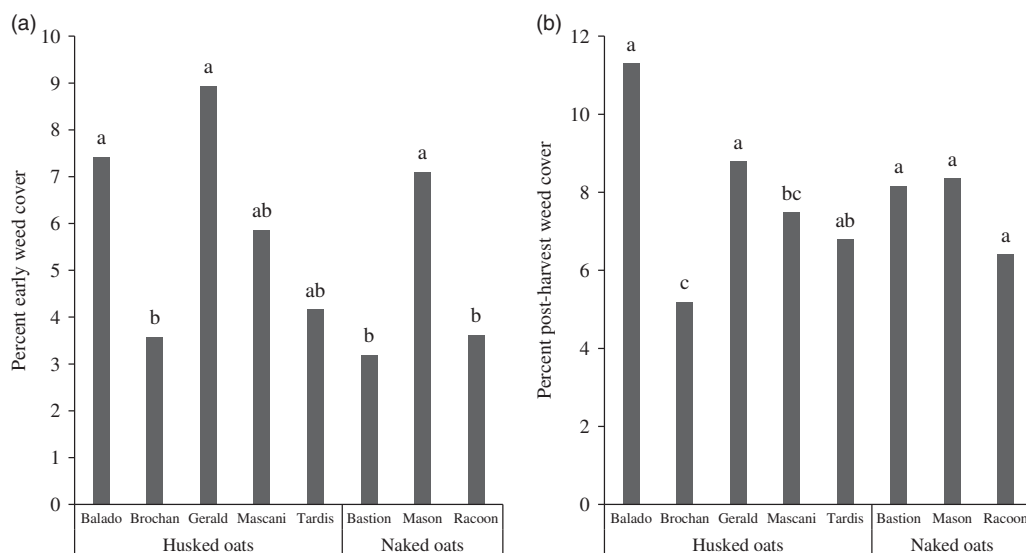


Figure 4. Mean values of (a) early-season weed cover and (b) post-harvest weed cover among husked and naked oat varieties over four trial years. $N = 24$ for all varieties except Gerald, for which $N = 18$. Values with the same letter within husked and naked oats do not differ significantly by Tukey's HSD test ($P > 0.05$).

such as LAI, can increase intracrop competition for light and allocation of resources to vegetative growth rather than reproduction. In the absence of significant weed competition, this may limit the potential productivity and grain yield of the crop (Weiner 1988). Potential yield in a monoculture is often reduced by the increased competitive ability of individuals (Creissen et al. 2013; Donald 1968; Hamblin and Rowell 1975). However, weed-suppressive traits identified in path analysis did not trade-off against grain yield in this study. Mid-season LAI, which reduced post-harvest weed cover in the husked oat trial, did not have a negative impact on grain yield. Straw height, which had an indirect suppressive effect on weeds, had a positive influence on grain yield in both the husked and naked oat varieties (direct paths = 0.23, $P = 0.01$ and 0.25, $P = 0.008$, respectively) (Figures 2 and 3). Crop height was also associated with weed tolerance and so is a key trait related to yielding ability when weed competition is sufficiently high. Stem density had the most suppressive effect on weeds and also had a positive effect on grain yield in both husked and naked oat trials (direct paths = 0.33, $P < 0.01$ and 0.58, $P < 0.001$, respectively) (Figures 2 and 3). It may be that the effect of weed pressure in this study sufficiently masked any effect of intraspecific crop competition. The contrary is likely to be observed in weed-free conventional farming systems. A strategy for increasing competitive ability while not limiting yield potential in the absence of

weeds may focus on enhancing competitive traits such as LAI and vegetative growth early in the year, while limiting competitive traits later in the year, when resources are allocated to grain filling (de Vida et al. 2006; Dingkuhn et al. 1999).

In addition to using cultivars with high tillering ability, increasing sowing rate can more directly increase weed suppression (Korres and Froud-Williams 2002). However, the potential yield benefit at higher seed rates may be negated by a reduced harvest index and an increase in the potential lodging risk at high plant densities (Mohler et al. 2001). It may also result in poorer oat grain quality with lower specific weight, increased screenings in the milling process, and aborted grains as a result of greater competition for photosynthates between panicles (Browne et al. 2003, 2006). This is supported by a compensatory effect between the yield components in this study. In both the husked and naked oat trials, strong and consistent negative correlations between stem density and grains per stem (correlation coefficient = -0.75 , $P < 0.001$ and -0.77 , $P < 0.001$, respectively) (Figure 2 and 3), and stem density and thousand grain weight (correlation coefficient = -0.36 , $P < 0.001$ and -0.62 , $P < 0.001$, respectively) (Figures 2 and 3), were observed.

Mechanisms of crop–weed competitive interactions discussed here offer insights into an underutilized cultural weed management approach that can reduce herbicide use in conventional systems and soil

cultivations in organic farming systems. Problems with herbicide resistance and soil degradation highlight the fact that no single approach to weed control remains effective in the long term (Heap 2014). However, cereal breeding for conventional agriculture intended to increase yield and reduce lodging risk with high fertilizer applications by introducing dwarfing genes to increase harvest index (Peng et al. 1999) has been counterproductive for competitive ability and crop resilience in low-input or organic systems (Lammerts van Bueren et al. 2011). In summary, this study highlights the potential for enhancing competitive interactions between crop and weeds through weed suppression, and maintenance of yield despite competition from weeds. Suppressive traits, including crop establishment early in the year, tillering ability, and LAI, were found to enhance competitive ability by ensuring effective use of, and pre-emptive competition for, light during the critical weed growth period in the spring. Tolerance to weed competition was conferred by crop height facilitating the maintenance of a competitive advantage over weeds. In general, an effective strategy may be a combination of both weed suppression and weed tolerance, the first to reduce weed growth and seed production and seedbanks (Cosser et al. 1997) for long-term management of weed population dynamics, and the second to maintain yield in environments, such as organic farms, where weed competition is unavoidable. In conclusion, the use of competitive oat varieties is integral to sustainable weed management strategies aimed at reducing dependence on unsustainable and potentially environmentally damaging herbicides and cultivation.

Acknowledgements

The QUOATS project, led by Aberystwyth University, was funded by the Agriculture and Horticulture Development Board (AHDB) and industry partners, and was jointly sponsored by the Biotechnology and Biological Sciences Research Council (BBSRC), Defra through the Sustainable Arable LINK Programme, European Regional Development Funding through the Welsh Assembly Government's Academic Expertise for Business (A4B) Programme, and the Scottish Government Contract Research fund. The authors thank Louisa Winkler and Thomas Hughes, who contributed to field trials, as well as Martin Wolfe and Paul and Mark Ward for excellent management of the trial site and agronomic advice.

Literature Cited

- Andrew IKS, Storkey J, Sparkes DL (2015) A review of the potential for competitive cereal cultivars as a tool in integrated weed management. *Weed Res* 55:239–248
- Blackshaw RE (1994) Differential competitive ability of winter wheat cultivars against downy brome. *Agron J* 86:649–654
- Blackshaw RE, Brandt RN (2008) Nitrogen fertilizer rate effects on weed competitiveness is species dependent. *Weed Sci* 56(5), 743–747
- Blackshaw RE, O'donovan JT, Harker K, Clayton GW, Stougaard RN (2006) Reduced herbicide doses in field crops. *Weed Biol Manag* 6:10–17
- Bond W, Grundy AC (2001) Non-chemical weed management in organic farming systems. *Weed Res* 41:383–405
- Browne RA, White EM, Burke JI (2003) Effect of nitrogen, seed rate and plant growth regulator (chlormequat chloride) on the grain quality of oats (*Avena sativa*). *J Agric Sci* 141:249–258
- Browne RA, White EM, Burke JI (2006) Responses of developmental yield formation processes in oats to variety, nitrogen, seed rate and plant growth regulator and their relationship to quality. *J Agric Sci* 144:533–545
- Cahill FJ, Kembel SW, Gustafson DJ (2005) Differential genetic influences on competitive effect and response in *Arabidopsis thaliana*. *J Ecol* 93:958–967
- Callaway MB (1992) A compendium of crop varietal tolerance to weeds. *Am J Altern Agr* 7(04), 169–180
- Christensen S (1994) Crop weed competition and herbicide performance in cereal species and varieties. *Weed Res* 34: 29–36
- Cosser ND, Gooding MJ, Thompson AJ, Froud-Williams RJ (1997) Competitive ability and tolerance of organically grown wheat cultivars to natural weed infestations. *Ann Appl Biol* 130:523–535
- Cousens RD, Barnett AG, Barry GC (2003) Dynamics of competition between wheat and oat: I. effects of changing the timing of phenological events. *Agron J* 95:1295–1304
- Creissen HE, Jorgensen TH, Brown JKM (2013) Stabilization of yield in plant genotype mixtures through compensation rather than complementation. *Ann Bot* 112:1439–1447
- de Vida FB, Pérez L, Emilio A, Mackill DJ, Fernández GM, Fischer AJ (2006) Relating rice traits to weed competitiveness and yield: a path analysis. *Weed Sci* 54:1122–1131
- Dhima K, Vasilakoglou I, Gatsis T, Eleftherohorinos I (2010) Competitive interactions of fifty barley cultivars with *Avena sterilis* and *Asperugo procumbens*. *Field Crop Res* 117: 90–100
- Didon UME, Hansson ML (2002) Competition between six spring barley (*Hordeum vulgare* ssp. *vulgare* L.) cultivars and two weed flora in relation to interception of photosynthetic active radiation. *Biol Agric Hortic* 20:257–274
- Dingkuhn M, Johnson DE, Sow A, Audebert AY (1999) Relationships between upland rice canopy characteristics and weed competitiveness. *Field Crop Res* 61:79–95
- Donald CMT (1968) The breeding of crop ideotypes. *Euphytica* 17:385–403
- Draws S, Neuhoﬀ D, Köpke U (2009) Weed suppression ability of three winter wheat varieties at different row spacing under organic farming conditions. *Weed Research* 49:526–533

- Gallandt E, Weiner J (2007) Crop – weed competition. Encyclopedia of Life Sciences. doi: 10.1002/9780470015902.a0020477.pub2
- Gaudet CL, Keddy PA (1988) A comparative approach to predicting competitive ability from plant traits. *Nature* 334: 242–243
- Goldberg DE, Landa K (1991) Competitive effect and response: hierarchies and correlated traits in the early stages of competition. *J Ecol* 79:1013–1030
- Gooding MJ, Thompson AJ, Davies WP (1993) Interception of photosynthetically active radiation, competitive ability and yield of organically grown wheat varieties. *Asp Appl Biol* 34: 355–362
- Hamblin J, Rowell JG (1975) Breeding implications of the relationship between competitive ability and pure culture yield in self-pollinated grain crops. *Euphytica* 24:221–228
- Heap I (2014) Global perspective of herbicide-resistant weeds. *Pest Manag Sci* 70:1306–1315
- Hoad SP, Bertholdsson N, Neuhoﬀ D, Köpke U (2012) Approaches to breed for improved weed suppression in organically grown cereals. Pages 61–76 in Lammerts van Beuren ET, Myers JR, eds. *Organic Crop Breeding*. Chichester, UK: Wiley-Blackwell
- Holland JM (2004) The environmental consequences of adopting conservation tillage in Europe: reviewing the evidence. *Agr Ecosyst Environ* 103:1–25
- James WS (1971) An illustrated series of assessment keys for plant diseases, their preparation and usage. *Can Plant Dis Surv* 51:39–65
- Jordan N (1993) Prospects for weed control through crop interference. *Ecol Appl* 3:84–91
- Korres NE, Froud-Williams RJ (2002) Effects of winter wheat cultivars and seed rate on the biological characteristics of naturally occurring weed flora. *Weed Res* 42:417–428
- Lammerts van Bueren ET, Jones SS, Tamm L, Murphy KM, Myfers JR, Leifert C, Messmer MM (2011) The need to breed crop varieties suitable for organic farming, using wheat, tomato and broccoli as examples. *Neth J Agric Sci* 58(3), 193–205
- Lampkin N, Padel S (2004) *Organic Farm Management Handbook*. Aberystwyth, Wales: Organic Farming Research Unit, Institute of Rural Studies, University of Wales
- Land KC (1969) Principles of path analysis. *Sociol Methodol* 1: 3–37
- Laude HM (1972) External factors affecting tiller development. Pages 146–154 in Younger VB, McKell CM, eds. *The Biology and Utilization of Grasses*. New York: Academic Press
- Lemerle D, Gill GS, Murphy CE, Walker SR, Cousens RD, Mokhtari S, Peltzer SJ, Coleman R, Luckett DJ (2001) Genetic improvement and agronomy for enhanced wheat competitiveness with weeds. *Crop Pasture Sci* 52:527–548
- Lemerle D, Smith A, Verbeek B, Koetz E, Lockley P, Martin P (2006) Incremental crop tolerance to weeds: a measure for selecting competitive ability in Australian wheats. *Euphytica* 149:85–95
- Lemerle D, Verbeek B, Coombes N (1995) Losses in grain yield of winter crops from *Lolium rigidum* competition depend on crop species, cultivar and year. *Weed Res* 35:503–509
- Lemerle D, Verbeek B, Cousens RD, Coombes NE (1996) The potential for selecting wheat varieties strongly competitive against weeds. *Weed Res* 36:505–513
- Marshall A, Cowan S, Edwards S, Griffiths I, Howarth C, Langdon T, White E (2013) Crops that feed the world. 9. Oats—a cereal crop for human and livestock feed with industrial applications. *Food Secur* 5:13–33
- Mason HE, Spaner D (2006) Competitive ability of wheat in conventional and organic management systems. *Can J Plant Sci* 86:333–343
- Mohler CL (2001) Enhancing the competitive ability of crops. Pages 269–321 in Liebman MM, Mohler CL, Staver CP, eds. *Ecological Management of Agricultural Weeds*. Cambridge, UK: Cambridge University Press
- Moss R (1985) The influence of crop variety and seed rate on *Alopecurus myosuroides* competition in winter cereals. Pages 701–708 in *Proceedings 1985 British Crop Protection Conference – Weeds*. Brighton, UK: British Crop Protection Council
- Nyquist WE, Baker RJ (1991) Estimation of heritability and prediction of selection response in plant populations. *Crit Rev Plant Sci* 10:235–322
- Oerke E (2006) Crop losses to pests. *J Agric Sci* 144:31–43
- Ogg G Jr, Seefeldt SS (1999) Characterizing traits that enhance the competitiveness of winter wheat (*Triticum aestivum*) against jointed goatgrass (*Aegilops cylindrica*). *Weed Sci* 41:74–80
- Pantone DJ, Baker JB, Jordan PW (1992) Path analysis of red rice (*Oryza sativa* L.) competition with cultivated rice. *Weed Sci* 40:313–319
- Peng J, Richards DE, Hartley NM, Murphy GP, Devos KM, Flintham JE, Beales J, Fish LJ, Worland AJ, Pelica F, Sudhakar D (1999) ‘Green revolution’ genes encode mutant gibberellin response modulators. *Nature* 400(6741): 256–261
- Pimentel D, Andow D, Dyson-Hudson R, Gallahan D, Jacobson S, Irish M, Kroop S, Moss A, Schreiner I, Shepard M, Thompson T (1980) Environmental and social costs of pesticides: a preliminary assessment. *Oikos* 34(2), 126–140
- R CoreTeam (2013) *R: A Language and Environment for Statistical Computing*. Vienna, Austria: R Foundation for Statistical Computing
- Rossee Y (2012) lavaan: an R package for structural equation modeling. *J Stat Softw* 48(2), 1–36
- Satorre EH, Snaydon RW (1992) A comparison of root and shoot competition between spring cereals and *Avena fatua* L. *Weed Res* 32:45–55
- Seavers GP, Wright KJ (1999) Crop canopy development and structure influence weed suppression. *Weed Res* 39: 319–328
- Tamm I, Tamm Ü, Ingver A (2009) Spring cereals performance in organic and conventional cultivation. *Agron Res* 7: 522–527
- Vandeleur RK, Gill GS (2004) The impact of plant breeding on the grain yield and competitive ability of wheat in Australia. *Crop Pasture Sci* 55:855–861
- Vollmann J, Wagentristl H, Hartl W (2010) The effects of simulated weed pressure on early maturity soybeans. *Eur J Agron* 32:243–248

Watson PR, Derksen DA, Van Acker RC (2009) The ability of 29 barley cultivars to compete and withstand competition. *Weed Sci* 54:783–792

Weiner J (1988) The influence of competition on plant reproduction. Pages 228–245 in Lovett Doust J, Lovett Doust L, eds. *Plant reproductive ecology: Patterns and strategies*. New York, NY: Oxford University Press

Weiner J, Griepentrog H, Kristensen L (2001) Suppression of weeds by spring wheat *Triticum aestivum* increases with crop density and spatial uniformity. *J Appl Ecol* 38:784–790

Zadoks JC, Chang TT, Konzak CF (1974) A decimal code for the growth stages of cereals. *Weed Res* 14:415–421

Received February 2, 2017, and approved May 20, 2017.

Associate Editor for this paper: Steve Fennimore, University of California, Davis