

# *Aberrant white matter microstructure in treatment-resistant schizophrenia*

Article

Supplemental Material

Creative Commons: Attribution-Noncommercial-No Derivative Works 4.0

McNabb, C. B. ORCID: <https://orcid.org/0000-0002-6434-5177>, McIlwain, M. E., Anderson, V. M., Kydd, R. R., Sundram, F. and Russell, B. R. (2020) Aberrant white matter microstructure in treatment-resistant schizophrenia. *Psychiatry Research: Neuroimaging*, 305. 111198. ISSN 0925-4927 doi: <https://doi.org/10.1016/j.psychresns.2020.111198> Available at <http://centaur.reading.ac.uk/93222/>

It is advisable to refer to the publisher's version if you intend to cite from the work. See [Guidance on citing](#).

To link to this article DOI: <http://dx.doi.org/10.1016/j.psychresns.2020.111198>

Publisher: Elsevier

All outputs in CentAUR are protected by Intellectual Property Rights law, including copyright law. Copyright and IPR is retained by the creators or other copyright holders. Terms and conditions for use of this material are defined in the [End User Agreement](#).

[www.reading.ac.uk/centaur](http://www.reading.ac.uk/centaur)

**CentAUR**

Central Archive at the University of Reading

Reading's research outputs online

## **Aberrant white matter microstructure in treatment-resistant schizophrenia**

<sup>†</sup>Carolyn B. McNabb<sup>a,b</sup>, <sup>†</sup>Meghan E. McIlwain<sup>a</sup>, Valerie M. Anderson<sup>a</sup>, Robert R. Kydd<sup>c</sup>, Frederick Sundram<sup>c</sup>, \*Bruce R. Russell<sup>d</sup>

<sup>a</sup>School of Pharmacy, University of Auckland, 85 Park Road, Grafton, Auckland 1023, New Zealand

<sup>b</sup>School of Psychology and Clinical Language Sciences, University of Reading, Earley Gate, Reading RG6 7BE, United Kingdom

<sup>c</sup>Department of Psychological Medicine, University of Auckland, Auckland City Hospital, 2 Park Road, Grafton, Auckland 1023, New Zealand

<sup>d</sup>School of Pharmacy, University of Otago, PO Box 56, Dunedin 9054, New Zealand

<sup>†</sup>Joint first authors

### **Supplementary materials**

#### **Details of participants scanned using the 20-channel head coil**

Five participants were scanned with the 20-channel head coil. These included 2 first-line responders, one person with treatment-resistant schizophrenia and one person with ultra-treatment-resistant schizophrenia. All were male, had mean ( $\pm$ SD) 31 $\pm$ 7 years of age, mean IQ  $-0.8\pm 1.1$ , were receiving mean 735 $\pm$ 383 CPZE, had mean PANSS total score 71.4 $\pm$ 11.4, mean illness duration 8.1 $\pm$ 4.5 years and mean duration of untreated psychosis 28 $\pm$ 24 months.

## Supplementary Figures

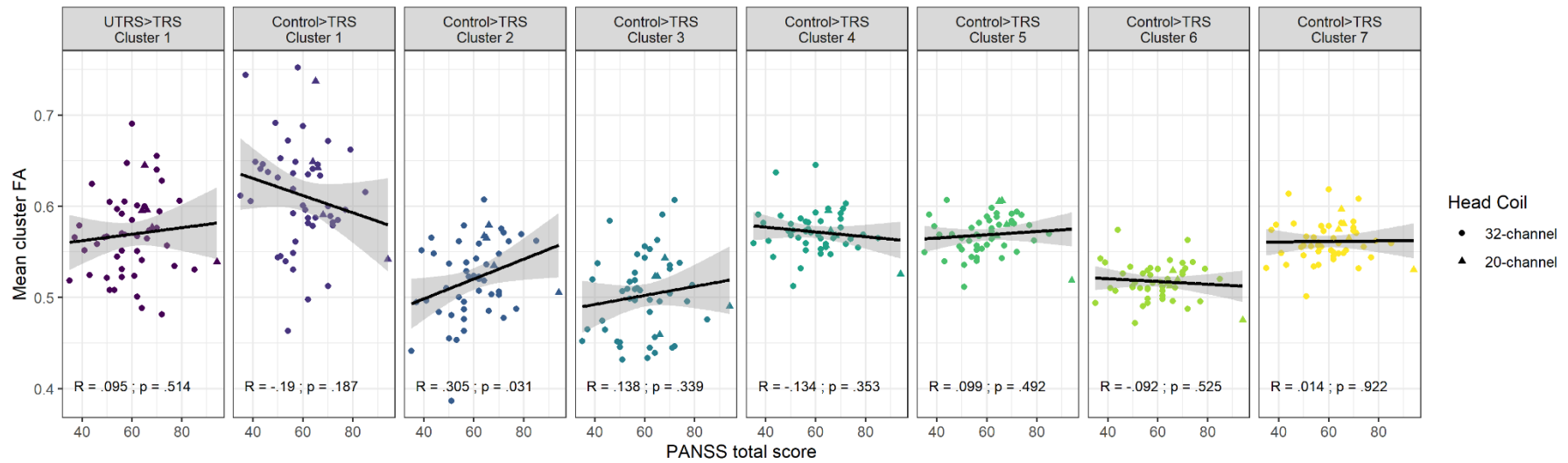


Figure S1. Relationship between mean cluster fractional anisotropy (FA) and Positive and Negative Syndrome Scale (PANSS) score in those with schizophrenia. Pearson's correlation (R) and uncorrected  $p$  values are presented for each cluster.

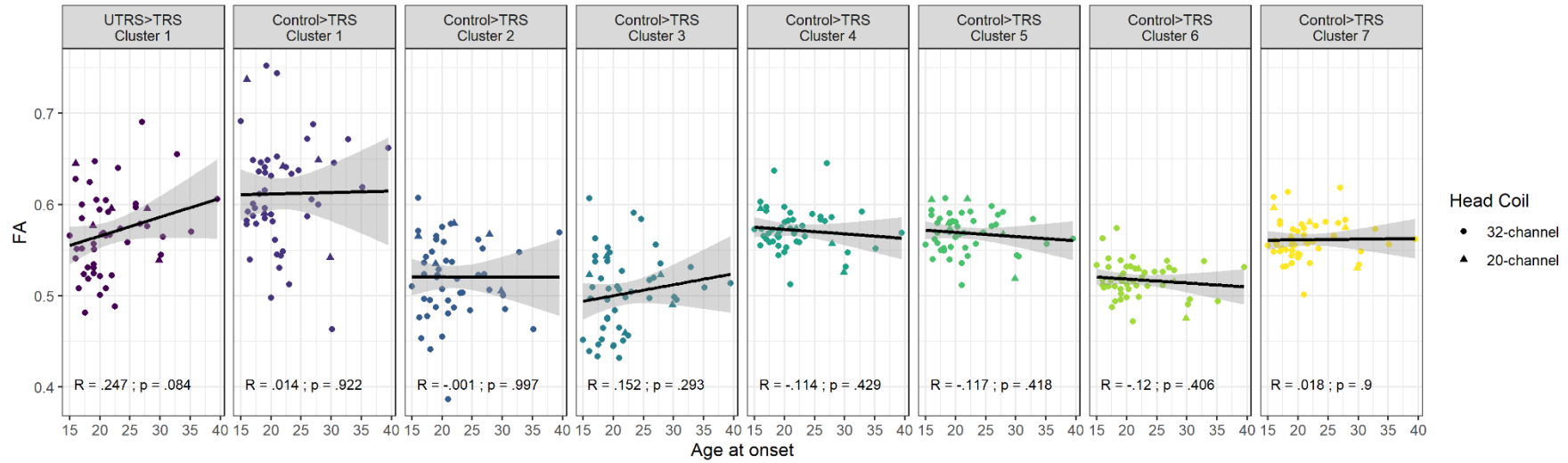


Figure S2. Relationship between mean cluster fractional anisotropy (FA) and age at onset of psychosis in those with schizophrenia. Pearson's correlation (R) and uncorrected *p* values are presented for each cluster.

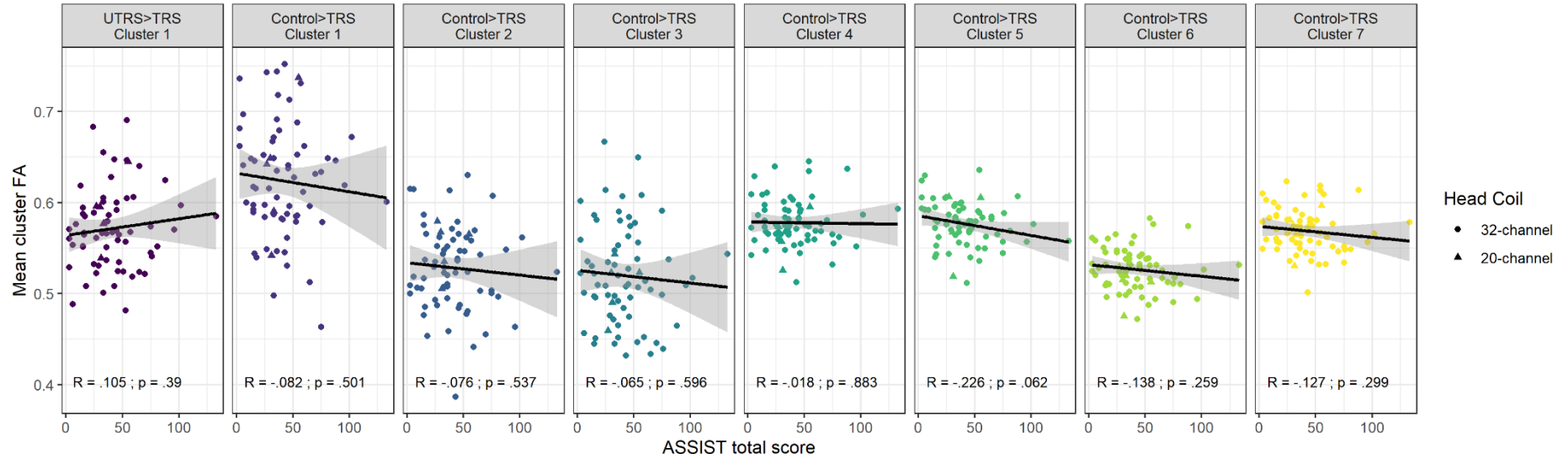


Figure S3. Relationship between mean cluster fractional anisotropy (FA) and total ASSIST score. Pearson's correlation (R) and uncorrected  $p$  values are presented for each cluster. All but one participant in the TRS group completed the ASSIST questionnaire - data are presented without this participant.